

Hunt Heating

Designer Radiator Collection









Contents

Contemporary Designer

	Product	Technical
Designer Introduction	6	n/a
Bells Beach	7	91
Ellipsis	8-9	92-93
Saturn & Moon	10	94
Ottolungo	11	95-96
Android	12	97-98
T Tower	13	103
Series T Range	14-15	99-102
Cut Range	16-17	104-105
Bent Range	18-19	106
Orimono	20	107
Relax Immagina	21	108
Ice Range	22-23	109-110
A25 Range	24-25	111-112
Camino Range	26-27	114-115
H20 Range	28-29	116-117
Iguana	30-31	118-119
Miro Range	32-33	120-121
Gate	34	122

Electric

	Product	Technical
Electric Introduction	35	n/a
Cloud	36	123
Roll	37	124

Sectional Aluminium

	Product	Technical
Aluminium Introduction	38	n/a
Camber	39	126
Blitz	40	127
Garda	41	127

Classic Multi Column Radiators

	Product	Technical
Ancona Introduction	42-43	n/a
Ancona + Welded Feet	44-45	128-131
Ancona + Cast Feet	46-47	128-131
Ancona + Wall Brackets	48-49	128-131

Traditional Cast Iron Radiators

Classic designs for period properties

	Product	Technical
Cast Iron Introduction	50	n/a
Hunt Traditional	51	132-134
Oxford	52-53	135
Linton	54-55	136-137



Bathroom Towel Rails

Ideal for Bathrooms, Drying room & Cloakrooms

	Product	Technical
Towel Rail Introduction	56	n/a
Iconic	57	138
Rebel	58	139
Slash	59	140
Shade	60	140
BD 25	61	141
BDO 25	62	142
BDO Camino	63	142
FloBar	64	143-145
Ellipsis	65	148
BDO Step	66	146
Step	67	146
Ice Bagno	68-69	147
Griffin	70	148
H2O BDO	71	149
H2O Bath	72	149
Picchio	73	150
BDO Poll	74	150
Linton Towel Rail	75	151
Chalfont	76-78	151-153



Valves & Heating Elements

79-90

Helpful Advice

154-156



Contemporary Designer

Our contemporary designer range contains models that can be used throughout the home in living rooms, dining rooms, hallways, bedrooms, kitchens, bathrooms, conservatories or studies. Developed to reflect the latest trends in interior design these radiators will complement any modern scheme. The wide selection of sizes, formats and colour options allows you to select the perfect radiator to suit your heat output requirements, available space and interior.

Knowing the heat output required (BTU/Watts) to heat your room is key when choosing your radiator. For help on calculating this and selecting the correct size of your chosen radiator please see page 150 or visit our website www.huntheat.com.au

Design

We work with some of the best Italian radiator designers and manufacturers to bring you the widest choice of stylish, quality radiators.



Choice

There is an extensive choice of vertical, horizontal, single and double formats, as well as a variety of tube designs so you can have the right combination of design and heat output.



Colours

Personalise your design with over 225 colours and special finishes. Please call **1300 00 1800** for a copy of our RAL and Special Finish charts.

B2 Connections (underneath)

Most vertical radiators are supplied with Bottom Opposite End (BOE) connections as standard; however in some cases selected radiators can be supplied with optional Underneath Connections allowing the valve to be positioned under the radiator, for situations where space is tight or for creating a neater finish. Full details of sizes, colours, prices and options can be found in the technical section for every product.

Service

Our Designer ranges are supplied to order and delivery is approximately 14-20 weeks.

Valves & Matching Painted Valves

Complement your designer radiator with a contemporary and stylish valve; see pages 81-89 for our full selection. Almost all of our valves are available in chrome, white & nickel finishes.



Bells Beach



Bells Beach vertical with optional towel bar shown in Brushed Silver

Overview

1 vertical model
1 horizontal model

Technical details & prices page 91

Finish

White RAL 9010 as standard, 73 RAL
Colours, 15 Special Finishes plus Brushed
Chrome

Delivery

Supplied to order approximate delivery time
(14-20 weeks).

Ellipsis



Ellipsis single horizontal 600 x 1020 in Metallic Grey with straight Nickel Pistol TRV valves

Overview

24 horizontal models in single & double
24 vertical models in single & double

Finish

White RAL 9010 as standard,
46 RAL/Special Finishes

Delivery

Supplied to order approximate delivery time
(14-20 weeks).

Technical details & prices pages 92-93



Ellipsis double vertical 1820 x 300 shown in Gun Metal Grey with Nickel Corner Ideal TRV valves

Saturn & Moon



Moon shown in White RAL 9010, Saturn shown in White RAL 9010 with Polished Chrome Towel Bar

Overview

1 model with or without towel bar

Technical details & prices pages 94

Finish

White RAL 9010 as standard, 73 RAL Colours, 15 Special Finishes plus Polished or Brushed Gold & Polished or Brushed Chrome

Delivery

Supplied to order approximate delivery time (14-20 weeks).

Ottolungo



Ottolungo Pure White 2000 x 210 shown in Pure White Matt

Overview

4 vertical models
4 horizontal models

Finish

Pure White Matt as standard, 26 RAL/
special finishes

Delivery

Supplied to order approximate delivery time
(14-20 weeks).

Technical details & prices pages 95-96

Android



Android 1800 x 409 and 1800 x 236 shown in White RAL 9010

Overview

9 vertical models
9 horizontal models
available with optional towel bar

Technical details & prices pages 97-98

Finish

White RAL 9010 as standard, 73 RAL
Colours or 15 Special Finishes

Delivery

Supplied to order approximate delivery time
(14-20 weeks).

T Tower



T Tower 1700 x 141 shown in White RAL 9010

Overview

1 freestanding model
available with optional towel bar

Technical details & prices pages 103

Finish

White RAL 9010 as standard, 73 RAL
Colours or 15 Special Finishes

Delivery

Supplied to order approximate delivery time
(14-20 weeks).

Series T Range



XXX

Overview

3 horizontal variations
1 vertical variation
multiple size options

Technical details & prices pages 99-102

Finish

White RAL 9010 as standard, 73 RAL
Colours or 15 Special Finishes

Delivery

Supplied to order approximate delivery time
(14-20 weeks).



Cut Range



Cut Horizontal 460 x 1235 in Matt Painted Satined

Overview

12 horizontal models in single & double
12 vertical models in single & double

Finish

Pure White Matt as standard, 26 RAL/
special finishes

Delivery


Supplied to order approximate delivery time
(14-20 weeks).

Technical details & prices pages 104-105



Cut Vertical 1520 x 535 shown in RAL 9005

Bent Range



Bent horizontal 520 x 1200 in matt white

Overview

6 horizontal models
6 vertical models

Technical details & prices pages 106

Finish

Rough Matt White or Rough Matt Black as standard, 3 special finishes

Delivery

Supplied to order approximate delivery time (14-20 weeks).



Bent vertical 1800 x 520 shown in Matt Grey with Nickel Corner Ideal TRV valves

Orimono



Orimono shown in Airforce Blue

Overview

1 model available

Finish

Ash, Airforce Blue, Sage, Saffron or Brick

Delivery

Supplied to order approximate delivery time (14-20 weeks).

Technical details & prices pages 107

Relax Immagina



Relax Immagina 2000 x 500 shown in Pearl White rough finish

Overview

2 models available
optional LED lights

Technical details & prices pages 108

Finish

25 special finishes

Delivery

Supplied to order approximate delivery time
(14-20 weeks).

Ice Range



Ice horizontal 465 x 1220 shown in RAL 9007 Grey Aluminium with Nickel Corner Ideal TRV valves

Overview

Ice: 30 horizontal and vertical models in single & doubles

Ice Inox: 14 vertical models in single & double

Technical details & prices pages 109-110

Finish

Ice: Pure White Matt as standard, 26 RAL/ special finishes


Ice Inox:
Polished or Brushed Stainless Steel

Delivery

Supplied to order approximate delivery time (14-20 weeks).



A25 Range



A25 double horizontal 440 x 1000 in RAL 9007

Overview

Over 100 horizontal models in single & double
Over 100 vertical models in single & double

Technical details & prices pages 111-112

Finish

White RAL 9010 as standard, 73 RAL Colours
or 15 Special Finishes

Delivery

Supplied to order approximate delivery time
(14-20 weeks).



A25 double vertical 2000 x 656 in RAL 9010

Camino Range



Camino double horizontal 645 x 1570

Overview

42 horizontal models in single, double & triple
22 vertical models in single & double

Technical details & prices pages 114-115

Finish

Matt White RAL9010 as standard, 27 RAL/
Special Finishes

Delivery

Supplied to order approximate delivery time
(14-20 weeks).



Camino single vertical 1810 x 485 in RAL 7016 Anthracite Grey with Chrome Cylinder valves

H20 Range



H20 single horizontal 648 x 1200 in RAL9006

Overview

24 horizontal models in singles & doubles
24 vertical models in singles & doubles

Technical details & prices pages 116-117

Finish

White RAL 9010 as standard, 73 RAL
Colours or 15 Special Finishes

Delivery

Supplied to order approximate delivery time
(14-20 weeks).



H20 single vertical 1800 x 520 in GRTT

Iguana Range



Iguana Aplano 2200 x 630 shown in Matt Black

Overview

30 Iguana Aplano models
30 Iguana Aplano Plus models
15 Iguana Circo models

Technical details & prices pages 118-119

Finish

Traffic White RAL 9016 or Sandblast Grey as standard plus a range of RAL Colours and special finishes.

Delivery

Supplied to order approximate delivery time (14-20 weeks).



Miro Range



Miro Type 20 horizontal 605 x 1740 in White RAL 9016

Overview

24 Type 10 horizontal models
24 Type 20 horizontal models
24 Type 10 vertical models
24 Type 20 vertical models

Technical details & prices pages 120-121

Finish

White RAL9010 as standard, 23 RAL/
Special Finishes


Delivery

Supplied to order approximate delivery time
(14-20 weeks).



Miro Type 20 vertical 1740 x 605 shown in Gun Metal Grey

Gate



Gate 1740 x 511 in White

Overview

10 horizontal models
9 vertical models

Technical details & prices pages 122

Finish

White RAL 9010

Delivery


Supplied to order approximate delivery time
(14-20 weeks).



NEW & Exclusive Electric Indoor Climate Solutions



Cloud



Cloud 600 x 822 in Matt White

Overview

3 models

Finish


Matt White

Delivery

Stocked by Hunt Heating

Technical details & prices pages 123

Roll



Roll 1424 x 89 in Matt White

Overview

2 models - with or without fan
can be mounted horizontal or vertical

Technical details & prices pages 124

Finish

Matt White. Matt Anthracite

Delivery

Stocked by Hunt Heating

Sectional Aluminium

Smooth clean lines and slim profiles make these ranges perfect for both new homes and as replacement radiators. Their practical functionality makes them suitable for living rooms, bedrooms or studies and our variety of accessories can also enhance their use in kitchens, bathrooms and hallways.

Energy efficient

- **Helps reduce fuel bills;** Aluminium's natural properties transfer heat efficiently from the heated water to the radiator. These radiators require much lower volumes of water, helping reduce fuel bills.
- **Easy to control and fast to respond;** good thermal efficiency gives better, more immediate control over room temperatures.
- **Works efficiently with low temperature systems;** the thermal properties of aluminium are a perfect match with low temperature and renewable energy systems.
- **Easy to handle;** lightweight sections makes them easy to install, especially on stud walls.




The use of renewable energy sources is on the increase:

- Heating systems fuelled by renewable energy tend to work with lower water temperatures.
- The thermal properties of aluminium make this type of radiator more efficient with low temperature systems
- In situations with radiators and under floor heating on the same system, aluminium radiators are a good option, as under floor heating tends to run on lower system temperatures

Design

Our sectional Aluminium radiators are available in 3 different profiles; Blitz, Garda and Camber. Blitz & Garda are available in White RAL9010 & 3 special finishes and the Camber is available in over 25 Special Finishes. The Blitz can also be supplied with optional end panels – please specify at the time of order.



Camber



Blitz with optional end panels



Garda

Service

All models are supplied to order available in 14-20 weeks

See our sectional data on pages 125

Camber



Camber 575 x 800 in Sandblast Grey

Overview

1 height with multiple width options

Technical details & prices pages 126

Finish

22 special finishes

Delivery

Supplied to order approximate delivery time (14-20 weeks).

Blitz



Blitz 6 sections, 590 high in ardesia textured matt

Overview

5 heights supplied in up to 20 sections long

Finish

White RAL 9010 as standard, 3 Special Finishes

Delivery

Supplied to order approximate delivery time (14-20 weeks).

Technical details & prices page 127

Garda



Garda 5 sections, 1866 high in white

Overview

7 heights supplied in up to 8 sections long

Technical details & prices page 127

Finish

White RAL 9010 as standard, 3 Special Finishes

Delivery

Supplied to order approximate delivery time (14-20 weeks).

Ancona® steel multi column range

Our Ancona® steel multi column range allows you maximum flexibility to create a radiator that matches your exact requirements. A vast array of sizes can be achieved by combining column depth, height and number of sections to achieve your desired output without compromising space; select a mounting option and add a colour or special finish to complement your interior.

Design

Ancona®

- 2, 3, 4, 5 & 6 column options
- 15 heights; 207mm up to 2500mm
- 3 mounting options; Welded Feet, Wall Brackets, Cast Feet
- Up to 40 sections factory welded (40+ sections to be assembled on site)
- 5 year guarantee


See our full range on pages 128-131



Choice




Columns

All Ancona® radiators can be specified in either 2, 3, 4, 5 or 6 column depths, this allows you to achieve the output you require in the space you have available.



Mounting Options

Our Ancona® can be mounted in one of three ways; for a contemporary look choose Welded Feet; for a classic look choose Cast Feet; or by specifying Wall Brackets you can position your steel multi column at any height



Service

All Ancona® models have a delivery of 14 - 20 weeks for white and colours.

Ancona® steel multi column range

Colours

The Ancona range can be specified in one of the 72 colours and special finishes (from Ancona Colour Chart) including Wavy, Textured, Mottled, Metallic and Gold finishes.




RAL Colours

Match your room style by selecting from 72 colours and special finishes (from Ancona Colour Chart). Use either contrasting colours to create a bold statement or sympathetic colours so your Ancona® blends in to your wall.



Carbon



Classic Gold



Black Silver 2



Anthracite



Milky



Gold Black



Metal Sparkling Black



Matt Black

Ancona[®] with welded feet



Ancona with Welded Feet, 3 column, 20 sections, 750 High in Anthracite with Nickel Vintage TRV Valves

Overview

2000+ combinations in 2,3,4,5 & 6 Column
15 heights
Up to 40 sections

Technical details & prices pages 128-131

Finish

White RAL 9010 as standard,
72 colours and special finishes
(from Ancona Colour Chart)

Delivery

Supplied to order approximate delivery time
(14-20 weeks).



Ancona with Welded Feet, 3 column, 12 sections, 1500 High in Smoke with Nickel Vintage TRV Valves

Ancona[®] with cast feet



Ancona with Cast Feet, 4 column, 25 sections, 600 High in Classic Gold with Antique Brass Vintage TRV Valves

Overview

2000+ combinations in 2,3,4,5 & 6 Column
15 heights
Up to 40 sections

Technical details & prices pages 128-131

Finish

White RAL 9010 as standard,
72 colours and special finishes
(from Ancona Colour Chart)

Delivery

Supplied to order approximate delivery time
(14-20 weeks).



Ancona with Cast Feet, 2 column, 10 sections, 1800 high in Old Bronze Effect with Antique Brass Vintage TRV Valves

Ancona[®] with wall brackets



Ancona with wall brackets, 3 column, 15 sections, 600 high in Milky with Ideal TRV Valves

Overview

2000+ combinations in 2,3,4,5 & 6 Column
15 heights
Up to 40 sections

Technical details & prices pages 128-131

Finish

White RAL 9010 as standard,
72 colours and special finishes
(from Ancona Colour Chart)

Delivery

Supplied to order approximate delivery time
(14-20 weeks).



Ancona with wall brackets, 3 column, 10 sections, 2000 high in Metal Sparkling Black

Traditional Cast Iron

The epitome of traditional heating, cast iron radiators are a must for any period restoration; suitable for living rooms, bedrooms, kitchens, hallways and dining rooms. Our choice of three classic designs offer the clean simplicity of "school house" or the decorative "classic". These radiators will be a perfect match for any existing radiators and being new, they come with guarantees of up to 10 years.

As a material, cast iron has its own unique properties; these radiators will hold their heat for a long time, compared to a similar steel model, although they are slower to heat up and therefore less responsive to sudden changes in temperature.

Design

School house

Probably the most well known form of cast iron radiators, the original imported school house models bring a real charm and character to any period property.



Hunt Traditional

Classic and Ornate

The original detailed, ornate designs of the Oxford with its tasteful scroll work and decorative ears brings a touch of splendour to your home. Our new Linton range reflects the style of the 1920's, with smooth clean lines and a choice of exclusive galvanised and painted finishes.



Linton



Oxford

Choice

Sectional

Our Hunt Traditional & Oxford sectional cast iron range is incredibly versatile with literally hundreds of possible sizes from a wide range of column depths & heights finished to your size.

Finishes

Our cast iron designs are supplied in a base primer finish ready for you to paint in your chosen colour. Linton radiators can be supplied in a wide range of colours in painted and galvanised finishes.

Mounting Options

Cast iron radiators are very heavy and therefore best mounted with floor supports. There are two methods of floor mounting; either footed end sections or individual feet. We offer two styles of cast iron feet.

- **Hunt Traditional;** footed ends or cast feet
- **Oxford;** footed end sections only.
- **Linton;** footed end sections only



Footed End Sections



Standard Cast Foot

Linton Special & Galvanised Finishes

The Linton is a classic smooth design, available in 190 RAL colours and a wide range of special finishes – including burnished & galvanised finishes, antique copper and antique brass (some of which are shown to the right). See page 136-137 for more information.

Please note, due to the printing process, these colours may not be representative of the true finished colour.



Antique Brass

Antique Copper

Soft Gold

Slate Grey

Flat Black

Burnished

Service

All Cast Iron lines are supplied to order in approximately 14-20 weeks, other than Hunt Traditional.

Our range of valves include the classically styled Vintage TRV, Vintage XL TRV as well as the Black & Brass and Vienna TRV's.

Hunt Traditional



Hunt Traditional 4 column, 10 section, 900 high with standard footed end sections shown with a painted finish

Overview

4 or 6 column
6 heights
Up to 40 sections

Technical details & prices pages 132-134

Finish

Supplied in a standard primer, ready to be painted in your desired finish

Delivery

10 business days

Oxford



Oxford 3 Column, 7 sections, 470mm high shown in a painted finish

Overview

3 column
2 heights
Up to 20 sections


Technical details & price page 135

Finish

Supplied in a standard primer, ready to be painted in your desired finish

Delivery

Supplied to order approximate delivery time (14-20 weeks).



Oxford 3 Column, 7 sections, 470mm high with standard footed end sections shown in a painted finish

Linton



Linton 2 Column, 10 sections, 721mm high in Polished finish with Vintage XL TRV valves

Overview

2 or 3 column
4 heights
Up to 20 sections

Technical details & prices pages 136-137

Finish

190 RAL colours plus a wide range of special finishes including burnished, galvanised and antique.

Delivery

Supplied to order approximate delivery time (14-20 weeks).



Linton 2 Column, 10 sections, 721mm high in Antique Brass with Vintage XL TRV valves.

Bathroom Towel Rails

With space often at a premium, a towel rail functions as both a heat source and as a towel warmer; perfect for bathrooms, kitchens and cloakrooms

Design

We work with some of the best Italian radiator designers & manufacturers to bring you the widest choice of stylish & highest quality towel rails.



Choice

An extensive choice of styles from standard vertical formats to horizontal towel rails in a variety of tube styles including round, flat, oval and rectangular.



Electric Heating Elements & Dual Fuel

Many of our towel rails can be converted to dual fuel by adding an electrical element; this allows the towel rail to warm and dry towels when the main heating system is switched off. Adapting your towel rail to dual fuel is easy to achieve; a separate 'T-piece' or Dual Fuel valve is used to allow the installation of an electric element alongside the standard water feed pipe. There are two types of electric elements to choose from, please turn to pages 89-90 for more detailed information and prices.

All towel rails that can be converted will have a dual fuel symbol in the technical section



(Please note; Towel Rails are not designed to dry soaking wet clothes or towels as this can lead to rusting of the rail).



Service

Most towel rails are supplied to order and delivery is approximately 14-20 weeks.


Towel Rail Accessories

These towel bars and hanging pegs are designed to fit many of ladder style rails and vertical tube radiators. Ideal for providing additional hanging space to air towels or hang bathrobes, they are available in 14-20 weeks in white or chrome. Please contact Hunt Heating for more information.

Towel Bars



Hanging Pegs



Iconic



Iconic 1280 x 585 in Chrome

Overview

2 Heights
2 Widths

Technical details & Prices page 138

Finish

White, Chrome or Matt Black plus 8 special finishes

Delivery

White, Chrome and Matt Black stocked at Hunt Heating
Supplied to order approximate delivery time
4 weeks - Brushed Chrome, Polished and Brushed Nickel
8 weeks - Brushed and Matt Gunmetal, Satin Chrome, Polished and Brushed Gold

Rebel



Rebel single vertical 1865 x 460 in RAL 9016 Matt White, shown with optional shelf covers

Overview

1 horizontal model single and double
1 vertical model single and double

Technical details & Prices page 139

Finish

Pure White Matt as standard, 26 RAL/
special finishes

Delivery

Supplied to order approximate delivery time
(14-20 weeks).

Slash



Slash 1250 x 525 in White

Overview

1 vertical model

Technical details & prices pages 140

Finish

White RAL 9016

Delivery

Supplied to order approximate delivery time (14-20 weeks).

Shade



Shade 1243 x 500 in White

Overview

1 vertical model

Technical details & prices pages 140

Finish

White RAL 9016

Delivery

Supplied to order approximate delivery time (14-20 weeks).

BD 25



BD 25 single 1520 x 500 in White RAL 9010



Overview

124 models single and double

Technical details & Prices page 141


Finish

White RAL 9010 as standard, Chrome, 73 RAL Colours or 15 Special Finishes

Delivery

Supplied to order approximate delivery time (14-20 weeks).

BDO 25



BDO 25 horizontal 368 x 1600 in RAL 9005

Overview

6 models

Technical details & Prices page 142


Finish

White RAL 9010 as standard, 73 RAL Colours or 15 Special Finishes

Delivery

Supplied to order approximate delivery time (14-20 weeks).

BDO Camino



BDO Camino 645 x 1210 in White RAL 9010 with White 3 Style valves

Overview

2 models

Technical details & Prices page 142

Finish

White RAL9010 as standard, 27 RAL/
Special Finishes


Delivery

Supplied to order approximate delivery time
(14-20 weeks).

FloBar




Form Mitered Round in Brushed Nickel



Flux Flat Bar in Brushed Gold



Form Flat Ends in Polished Copper



FloBar Flux Flat Ends 4 bars x 450mm in Brushed Brass

Overview

8 models

Technical details & prices page 143-145

Finish

37 special finishes including paint & metallic options

Delivery

Supplied to order approximate delivery time (14-20 weeks)

Ellipsis



Ellipsis Towel Rail 1200 x 500 shown in White RAL 9010 with Cylinder valves.

Overview

12 models

Technical details & prices page 148

Finish

White RAL 9010 as standard,
52 RAL/Special Finishes

Delivery

Supplied to order approximate delivery time
(14-20 weeks).

BDO Step



BDO Step 430 x 1500 shown in White Pearl

Overview

BDO Step: 4 models

Step: 6 models

Technical details & Prices pages 146

Finish

Pearl White as standard, 16 RAL/special finishes available

Delivery

Supplied to order approximate delivery time (14-20 weeks).

Step



Step 1240 x 500 shown in Chrome

Ice Bagno



Ice Bagno horizontal 465 x 1220 in Matt White

Optional short bars

Overview

2 horizontal models
6 vertical models

Technical details & Prices page 147

Finish

Polished Stainless Steel or Matt White

Delivery

Supplied to order approximate delivery time
(14-20 weeks).



Ice Bagno vertical 1820 x 465 in Polished Stainless Steel with standard full bars

Griffin



Griffin 1220 x 500 in Matt Black with Corner Valves

Overview

9 models

Technical details & prices page 148

Finish

White RAL9016 as standard, 190 RAL or 56
Special Colours including Chrome

Delivery

Supplied to order approximate delivery time
(14-20 weeks)*
Selected sizes available in stock at Hunt
Heating

H2O BDO



H2O BDO 392 x 1600 in White RAL 9010

Overview

6 models

Technical details & Prices page 149

Finish

White RAL 9010 as standard, 73 RAL Colours or 15 Special Finishes

Delivery

Supplied to order approximate delivery time (14-20 weeks).

H2O Bath



H2O Bath 1520 x 400 in White RAL 9010

Overview

6 models

Technical details & Prices page 149

Finish

White RAL 9010 as standard, 73 RAL Colours or 15 Special Finishes

Delivery

Supplied to order approximate delivery time (14-20 weeks).

Picchio



Picchio Towel Rail 1201 x 610 in White RAL 9010 with Cylinder valves

Overview

9 models

Technical details & Prices page 150


Finish

White RAL9010 as standard, 27 RAL/
Special Finishes

Delivery

Supplied to order approximate delivery time
(14-20 weeks).

BDO Poll



BDO Poll 540 x 1200 in Chrome with Mini Cube valves

Overview

9 models

Technical details & prices page 150

Finish

White RAL9016 as standard, 190 RAL or 56
Special Colours including Chrome

Delivery

Supplied to order approximate delivery time
(14-20 weeks)*
Selected sizes available in stock at Hunt
Heating

Linton Towel Rail



Linton Towel Rail 900 x 650

Overview

7 models

Technical details & prices page 151

Finish

Chrome with White Radiator Sections

Delivery

Supplied to order approximate delivery time (14-20 weeks).

Chalfont

floor standing curved



Chalfont 850 x 600 in Chrome

Overview

1 model

Technical details & prices page 151-153

Finish

4 special finishes

Delivery

Supplied to order approximate delivery time (14-20 weeks).

Chalfont

wall hung



Alternative model



Chalfont Wall Hung 750 x 500 in Chrome with Crosshead valves

Overview

2 models

Technical details & prices page 151-153

Finish

4 special finishes

Delivery

Supplied to order approximate delivery time (14-20 weeks).

Chalfont

floor standing



Chalfont Floor Standing 938 x 675 in Nickel

Overview

4 models

Technical details & prices page 151-153

Finish

4 special finishes

Delivery

Supplied to order approximate delivery time (14-20 weeks).

Valves

Once you have chosen your radiator you can then choose a matching set of valves. High quality radiators deserve high quality valves for efficient performance and to influence the whole appearance of your finished radiator.

Finishes and Colours;

A wide range of standard finishes



Wheelhead and Lockshield;

Radiators require two valves which work together as a pair. The Wheelhead is used to adjust the flow of water into each radiator and the Lockshield maintains a balanced flow of water around the whole system, ensuring each radiator receives the correct rate of flow in order to heat up; these will be adjusted by your installer when balancing your system.

TRV or Manual?

Thermostatic Radiator Valves (TRVs) monitor the ambient room temperature with a built in thermostat. They usually have between 4 to 6 set levels which you can select and the valve then opens and closes automatically to reach and maintain the desired level. If one room reaches the set temperature the radiator will effectively turn off whilst others continue to operate. TRVs can help maximise the efficiency of your system reducing energy consumption and within Europe they are now a requirement as part of building regulations relating to new builds and refurbishments.


Manual valves are adjusted by hand; they will allow a constant flow of water through your radiator regardless of the room temperature and radiators will only turn off when the system thermostat reaches it's set point or the programmer turns the heating off. All systems should have at least two manual valves included, on a radiator that acts as a bypass for the system (usually a towel rail) and one in the same area as the room thermostat so they do not conflict with each other.

Angled or Straight?

The choice of which format of valve to use will depend on the location of your pipe work and the position of the collectors on the radiator. Angled valves are the most common version used, the pictures opposite show how different configurations work;

- A) Angled from wall
- B) Angled from floor
- C) Straight from floor
- D) Corner on towel rail. Note how the heads are tucked neatly in line with the towel rail

If you are planning to move your radiators or change from horizontal to vertical you should discuss the amount of work involved with your installer and plan how to keep exposed pipe work to a minimum.



There are a variety of different pipe sizes and materials used for hydronic systems in Australia, 12.7mm copper and 16x2mm multi-layer pipe being the most common. It is important to discuss with your installer the type of pipe work being used to ensure valves and correct pipe adaptors/connectors are specified correctly.

Pipe centres;

The location of the pipe work for your radiator will be affected by the size of valves you select. All angled valves have a dimension shown to allow for adjusting pipe work. If you are planning to fix pipe work before receiving your radiators you should make adequate allowances for manufacturing tolerances in pipe centres.

If you are using straight valves, a minimum of 150mm should be allowed from the base of the radiator for ease of installation.

Please note: We endeavour to ensure all pipe centres are correct, however manufacturing tolerances must be considered; therefore we strongly recommend that pipe work is not altered or adjusted until the new radiator or towel rail is fitted.

Hunt Heating will not accept any responsibility for claims resulting from incorrect pipe centres.

Pipe Covers, Shrouds and Pipe Adaptors

Matching Pipe Covers & Shrouds available in 8 set colours; White, Chrome, Antique Copper, Nickel, Brass, Antique Brass, Matt Black & Black.

Pipe covers and shrouds are the perfect method of creating a neat finish for your radiator, they remove the need to paint copper pipes and hide unsightly holes drilled in the floor or wall for the feed pipe. Available in 8 standard finishes, each set is supplied with two 160mm covers and two shrouds.



Model	Description	Chrome Ex GST	Brass Ex GST	Nickel Ex GST	White Ex GST	Antique Copper Ex GST	Antique Brass Ex GST	Black Ex GST	Matt Black Ex GST
AAPIPECOV	Pipe covers	\$61.00	\$86.00	\$78.80	\$67.00	\$76.00	\$86.00	\$76.00	\$83.20

2. Double Pipe Covers

Includes one cover plate with 50mm centre connection holes, and 2x 70mm long pipe covers.


Description	Chrome
Double Pipe Covers	\$160.00



3. Multilayer Pipe Adaptors

Multi layer pipe adaptor connection available in 8 colour options, please specify your chosen finish for correct pipe fixing connection and valve compatibility.


Description	Chrome	Brass	Antique Brass	Nickel	Antique Copper	Black	Bronze	Matt Black
ML Piping	\$22.35	\$16.20	\$27.30	\$26.10	\$27.30	\$23.60	\$27.30	\$27.30



4. 12.7 Copper Pipe Adaptors

12.7 copper pipe adaptor connection, please specify for correct pipe fixing connection and valve compatibility.

Description	Chrome	Brass	Antique Brass	Nickel	Antique Copper	Black	Bronze	Matt Black
Adaptors to suit 12.7mm Copper	\$16.20	\$22.30	\$22.30	\$21.40	\$22.30	\$22.30	\$22.30	\$20.20



Matt black pipe covers, shrouds and adaptors are stocked by Hunt Heating

Vintage TRV

The Vintage TRV valve offers great value.

- Made from die cast brass
- Best suited to Ancona's and Cast Iron Radiators
- Height 115mm
- Weight 460g
- Available in 14-20 weeks
- Made in Italy

Pipe Centers	Valve Height	Please Note
For angled valves allow an extra 90mm in total	115mm	Vintage TRV valves are not Bi-directional

Suitable for 12.7mm copper & 16.2mm multilayer pipe systems (please specify)



Nickel Angled Wheelhead & Lockshield (Black Top)



Antique Copper Wheelhead (Walnut Top)



Brass Wheelhead (Walnut Top)



Chrome Wheelhead (Black Top)



Antique Brass Wheelhead (Walnut Top)

Model	Description	Chrome Ex GST	Nickel Ex GST	Polished Brass Ex GST	Antique Brass Ex GST	Antique Copper Ex GST
VVINTRV	Vintage TRV Angled	\$495.00	\$509.00	\$357.00	\$495.00	\$495.00
VVINTRV	Vintage TRV Straight	\$438.00	\$616.00	\$403.00	\$596.00	\$596.00

Please note: all valves are sold in pairs, a lockshield and a wheelhead. Please specify angled or straight at time of order. Valves only available in body colour/top colour combinations as pictured.

Vintage TRV special return valves

Vintage TRV valves are available in a selection of handed return angled valve options. Return angled valves are left and right handed, you can select the correct option by identifying which side of the radiator has the flow connection; e.g flow connection on the left side requires a left hand wheelhead and matching lockshield.

Please specify left or right hand return for the wheelhead when ordering the return angle valves.
Please call 1300 00 1800 for more information.

Model	Description	Chrome Ex GST	Nickel Ex GST	Polished Brass Ex GST	Antique Brass Ex GST	Antique Copper Ex GST
VVINTRV	Angled to Wall	\$478.00	\$673.00	\$443.00	\$652.00	\$652.00



Left hand return angled valve in Chrome



Nickel Angled Wheelhead & Lockshield (Black Top)

Vintage XL TRV

The Vintage XL TRV’s large size creates an impactful presence

- Made from die cast brass
- Best suited to Ancona’s and Cast Iron radiators
- Height 160mm
- Weight 881g
- Available in 14-20 weeks
- Made in Italy

Pipe Centers	Valve Height	Please Note
For angled valves allow an extra 120mm in total	160mm	Vintage XL TRV valves are not Bi-directional

Suitable for 12.7mm copper & 16.2mm multilayer pipe systems (please specify)



Polished Brass Wheelhead (Walnut Top)



Chrome Wheelhead (Black Top)



Antique Copper Wheelhead (Walnut Top)



Antique Brass Wheelhead (Black Top)

Model	Description	Polished Brass Ex GST	Chrome Ex GST	Nickel Ex GST	Antique Brass Ex GST	Antique Copper Ex GST
VVINXLTRV	Angled	\$749.00	\$784.00	\$1,060.00	\$1,060.00	\$1,060.00

Please note: all valves are sold in pairs, a lockshield and a wheelhead. Valves only available in body colour/top colour combinations as pictured.

Corner Ideal TRV

Available in six finishes.



Chrome Wheelhead & Lockshield



Nickel Corner Ideal TRV on A 25.

Pipe Centers	Valve Height	Please Note
For angled valves allow an extra 90mm in total	116mm	Corner Ideal TRV valves are not Bi-directional

Suitable for 12.7mm copper & 16.2mm multilayer pipe systems (please specify)



Antique Brass



White



Black



Nickel



Antique Copper

Model	Description	Chrome Ex GST	Nickel Ex GST	White Ex GST	Black Ex GST	Antique Copper Ex GST	Antique Brass Ex GST
VVCOIDTRV	Angled	\$377.00	\$535.00	\$388.00	\$388.00	\$535.00	\$535.00

Ideal TRV

Available in six finishes, in angled or straight options, the Ideal TRV is a great value Thermostatic valve.



Straight Nickel



Nickel Angled Ideal TRV on Ancona

Pipe Centers	Valve Height	Please Note
For angled valves allow an extra 80mm in total	125mm	Ideal TRV valves are not Bi-directional

Suitable for 12.7mm copper & 16.2mm multilayer pipe systems (please specify)



Chrome Antique Brass Antique Copper Black White

Please note: all valves are sold in pairs, a lockshield and a wheelhead.

Model	Description	Chrome Ex GST	Nickel Ex GST	White Ex GST	Black Ex GST	Antique Copper Ex GST	Antique Brass Ex GST
VVIDETRV	Angled or Straight	\$284.00	\$409.00	\$292.00	\$365.00	\$409.00	\$409.00

Pistol TRV

Available in three standard finishes, the Pistol TRV is available in angled or straight configurations.

Pipe Centers	Valve Height	Please Note
For angled valves allow an extra 80mm in total	128mm	Pistol TRV valves are not Bi-directional

Suitable for 12.7mm copper & 16.2mm multilayer pipe systems (please specify)



White Angled Wheelhead



Nickel Angled Wheelhead



Chrome Angled Wheelhead & Lockshield (shown in the fully open position)

Model	Description	Chrome Ex GST	Nickel Ex GST	White Ex GST
VVPISLTRV	Angled or Straight	\$357.00	\$498.00	\$371.00

Please note: all valves are sold in pairs, a lockshield and a wheelhead.

Black & Brass TRV



Brass Angled Wheelhead & Lockshield



Brass Straight Wheelhead & Lockshield



Chrome Straight Wheelhead & Lockshield



Chrome Angled Wheelhead & Lockshield

Pipe Centers	Valve Height	Please Note
For angled valves allow an extra 80mm in total	127mm	Black & Brass TRV valves are not Bi-directional

Model	Description	Brass Ex GST	Chrome Ex GST
WNB&BANTRV	Angled	\$250.00	\$265.00
WNB&BSTTRV	Straight	\$275.00	\$285.00

Suitable for 12.7mm copper & 16.2mm multilayer pipe systems (please specify)

Vienna TRV



Anthracite Angled Wheelhead & Lockshield



Bronze Angled Wheelhead & Lockshield

Pipe Centers	Valve Height	Please Note
For angled valves allow an extra 105mm in total	130mm	Vienna TRV valves are not Bi-directional

Model	Description	Bronze Ex GST	Anthracite Ex GST
VVVIETRV	Angled or straight	\$434.00	\$469.00

Suitable for 12.7mm copper & 16.2mm multilayer pipe systems (please specify)
Please Note: The Vienna TRV valve is also available in 22mm iron connections, please specify at the time of order.

Lever

Available in five finishes.



Pipe Centers For angled valves allow an extra 80mm in total	Valve Height 98mm	Please Note Lever valves are not Bi-directional
---	-----------------------------	---

Suitable for 12.7mm copper & 16.2mm multilayer pipe systems (please specify)

Vintage Brass Wheelhead Lockshield



Vintage Chrome



Vintage Bronze



Vintage Nickel



Vintage Iron

Model	Description	Vintage Brass Ex GST	Vintage Chrome Ex GST	Vintage Bronze Ex GST	Vintage Nickel Ex GST	Vintage Iron Ex GST
V6711L11	Angled or Straight	\$237.00	\$258.00	\$271.00	\$258.00	\$355.00



Vintage Brass Pipe Covers & Shrouds



Vintage Brass Air Vent



Vintage Brass Plug

Model	Description	Vintage Brass Ex GST	Vintage Chrome Ex GST	Vintage Bronze Ex GST	Vintage Nickel Ex GST	Vintage Iron Ex GST
A54500	Pipe covers & Shrouds	\$60.00	\$63.00	\$103.00	\$63.00	\$113.00
V04004	Air Vent	\$12.00	\$13.00	\$15.00	\$13.00	\$23.00
A51204	Plug	\$6.00	\$6.00	\$8.00	\$6.00	\$12.00

Cylinder



White Angled Wheelhead & Lockshield



Matt Black Angled Wheelhead & Lockshield



Chrome Straight



Chrome



Nickel

Pipe Centers	Valve Height	Please Note
For angled valves allow an extra 80mm in total	85mm	Cylinder valves are not Bi-directional

Model	Description	White Ex GST	Chrome Ex GST	Nickel Ex GST	Matt Black Ex GST
VVCYL	Angled or straight	\$199.00	\$189.00	\$264.00	\$380.00

Suitable for 12.7mm copper & 16.2mm multilayer pipe systems (please specify)

Mini Cube



Nickel Angled Wheelhead & Lockshield



Chrome Angled

Pipe Centers	Valve Height	Please Note
For angled valves allow an extra 72mm in total	79mm	Mini Cube valves are not Bi-directional

Model	Description	White Ex GST	Chrome Ex GST	Nickel Ex GST
VMICUAN	Angled Only	\$311.00	\$300.00	\$417.00

Suitable for 12.7mm copper & 16.2mm multilayer pipe systems (please specify)

Crosshead



Pipe Centers For angled valves allow an extra 80mm in total	Valve Height 110mm	Please Note Crosshead valves are not Bi-directional
--	------------------------------	--

Suitable for 12.7mm copper & 16.2mm multilayer pipe systems
(please specify)

Model	Description	Chrome Ex GST	Antique Copper Ex GST	Nickel Ex GST
VVCRO	Angled or straight	\$377.00	\$495.00	\$495.00

Chrome Angled Wheelhead & Lockshield



Antique Copper



Nickel



Chrome Straight

Heating Elements & Dual Fuel Kits

Dual fuel is a great way to warm and dry your towels when the main heating system is turned off. Adapting your towel rail to dual fuel is easy to achieve; a separate 'T-piece' or Dual Fuel valve is used to allow the installation of an electric element alongside the standard water feed pipe.

All towel rails that can be converted to dual fuel will have a dual fuel symbol in the technical section



Follow these simple stages to select the correct Dual Fuel Kit for your towel rail.

1. Valve Configurations

The pictures opposite show a Poll with three valve options, two showing the addition of an electric element; note the positions of the valve tail for the water pipe, in each option.

All radiators will require a valve, select either a T-piece or a Dual Fuel valve to suit your installation.



Standard manual valve with no electric element



Valve & additional T-piece



Dual Fuel Valve

2. Types of Element

There are two types of electric element to choose from (see opposite).

3. How to choose your Element

It is important to select the correct size element for your towel rail. Too small and it will not provide enough heat, too large and it can burn out.

The chart opposite will help you choose the right size element; we have listed the towel rail output in watts and the corresponding recommended size of element.

Towel Rail output in Watts	Electric Elements
Up to 359	200w
360 - 479	300w
480 - 719	400w
720 - 959	600w
960 - 1199	800w
1200 plus	1000w

50mm and 75mm T-Piece

50mm and 75mm T-Pieces are available as an optional extra, depending on your desired aesthetic finish.

Model	Description	Price Ex GST
AATPIECE50C	Chrome T-Piece 50mm	\$28.00
AATPIECE50W	White T-Piece 50mm	\$35.00
AATPIECE50N	Brushed Nickel T-Piece 50mm	\$39.00
AATPIECE50MB	Matt Black T-Piece 50mm	\$35.00
AATPIECE75C	Chrome T-Piece 75mm	\$35.00
AATPIECE75W	White T-Piece 75mm	\$39.00
AATPIECE75N	Brushed Nickel T-Piece 75mm	\$51.00



T-Pieces

75mm 50mm

Heating Elements & Dual Fuel Kits

Types of Element

There are two types of electric element to choose from.



KTX4 Digital Thermostatic

White, Chrome & Silver 200, 300, 400, 600, 800 & 1000 watts.

Digital controller constantly monitors and maintains a set temperature; 5 settings from 30°C to 60°C, 1 - 4 hour override function, built in energy consumption meter.

Model	Description	Output	IP Rating	White Ex GST	Silver Ex GST	Chrome Ex GST
AASQCELE	Square Thermostatic Element	200, 300, 600, 800 & 1000 watts	IP 65	\$348.00	\$372.00	\$408.00



SIM Element

400, 600, 800 & 1000 watts.

This element has a basic functionality - it maintains a constant water temperature and is either set to on/off.

Model	Description	Output	IP Rating	Silver Ex GST
SIM	On/Off Element	400, 600, 800 & 1000 watts	IP 65	\$189.00

Dual Fuel Valve

All towel rails that use the hydronic heating system to heat up require valves; the Dual Fuel Valve has been specifically designed for use with electric elements. Combining the role of the valve and T piece it has an entry point for the element; this creates a neater finish and keeps pipe centres in line with the collector preventing major changes in pipe work.

Model	Description	White Ex GST	Chrome Ex GST
VVCOMB	Dual Fuel valve	\$311.00	\$270.00



Chrome Dual Fuel valve

Please note; All elements come with a 2 year warranty.



Hunt Heating are registered as a responsible supplier under the Electric Equipment Safety System (EESS).

Overview

Steel
5 year warranty

Finish

White RAL 9010 as standard, 73 RAL Colours, 15 Special Finishes plus
Brushed Chrome
Please call **1300 00 1800** for a RAL or Special Finish chart

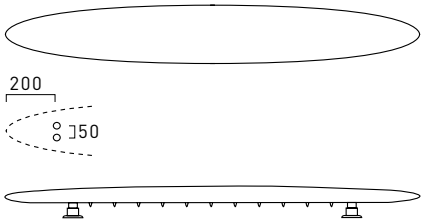
Delivery

Supplied to order approximate delivery time (14-20 weeks).



Horizontal

Model	Height (mm)	Width (mm)	Watts Δt 50°C	White Ex GST	Colours Ex GST	Brushed Chrome Ex GST
BLV170001	250	1700	402	\$3,565.00	\$4,278.00	\$6,464.00

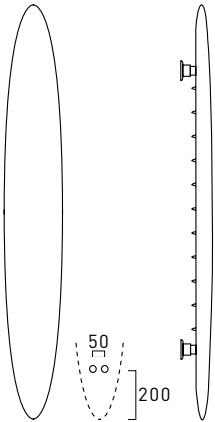


Pipe centres left to right	Depth from wall
50mm	135mm

Please specify your chosen colour at time of order.

Vertical

Model	Height (mm)	Width (mm)	Watts Δt 50°C	White Ex GST	Colours Ex GST	Brushed Chrome Ex GST
BLV170001	1700	250	402	\$3,565.00	\$4,278.00	\$6,464.00

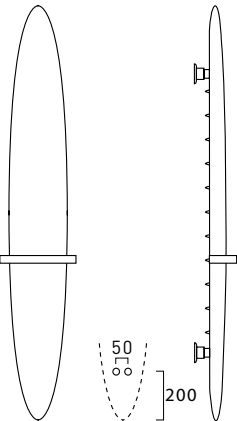


Pipe centres left to right	Depth from wall
50mm	135mm

Please specify your chosen colour at time of order.

Towel bar

Model	Chrome Ex GST	Colours Ex GST	Gold Ex GST
Towel bar	\$368.00	\$438.00	\$679.00



Depth from wall, including Towel Bar
205mm

Please specify your chosen colour at time of order.

Ellipsis horizontal shown on page 8

Overview

Steel; 25mm x 50mm oval tubes
5 year warranty

Finish

White RAL 9010 as standard, 46 RAL/Special Finishes

Delivery

Supplied to order approximate delivery time (14-20 weeks).

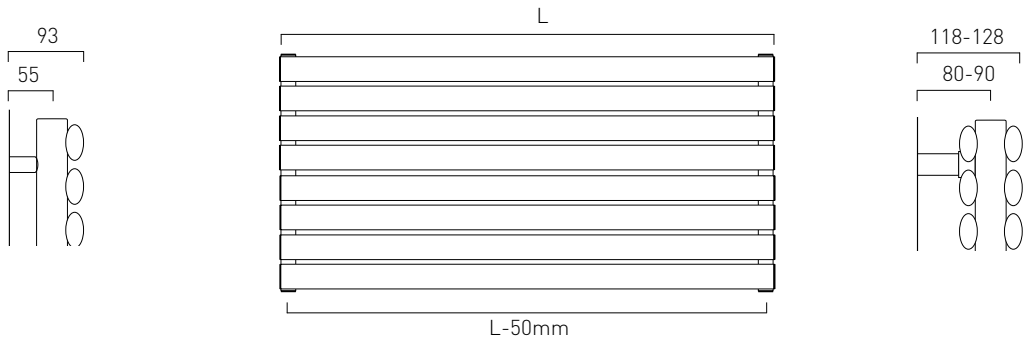


Single horizontal

Model	Height (mm)	Width (mm)	Watts Δt 50°C	White Ex GST	Colour Ex GST
ELLISH3060	360	650	263	\$560.00	\$703.00
ELLISH3010	360	1020	412	\$602.00	\$752.00
ELLISH3012	360	1220	493	\$630.00	\$788.00
ELLISH3014	360	1520	615	\$675.00	\$844.00
ELLISH4860	480	650	350	\$790.00	\$989.00
ELLISH4810	480	1020	549	\$810.00	\$1,014.00
ELLISH4812	480	1220	657	\$830.00	\$1,036.00
ELLISH4814	480	1520	818	\$845.00	\$1,056.00
ELLISH6060	600	650	437	\$897.00	\$1,121.00
ELLISH6010	600	1020	686	\$943.00	\$1,176.00
ELLISH6012	600	1220	821	\$968.00	\$1,212.00
ELLISH6014	600	1520	1022	\$998.00	\$1,243.00

Double horizontal

Model	Height (mm)	Width (mm)	Watts Δt 50°C	White Ex GST	Colour Ex GST
ELLIDH3060	360	650	409	\$883.00	\$1,103.00
ELLIDH3010	360	1020	642	\$1,109.00	\$1,387.00
ELLIDH3012	360	1220	768	\$1,173.00	\$1,466.00
ELLIDH3014	360	1520	957	\$1,275.00	\$1,593.00
ELLIDH4860	480	650	545	\$1,223.00	\$1,528.00
ELLIDH4810	480	1020	855	\$1,529.00	\$1,912.00
ELLIDH4812	480	1220	1023	\$1,584.00	\$1,980.00
ELLIDH4814	480	1520	1274	\$1,645.00	\$2,056.00
ELLIDH6060	600	650	681	\$1,369.00	\$1,711.00
ELLIDH6010	600	1020	1069	\$1,704.00	\$2,130.00
ELLIDH6012	600	1220	1279	\$1,832.00	\$2,289.00
ELLIDH6014	600	1520	1593	\$1,959.00	\$2,449.00



Single horizontal	Pipe centres left to right	Pipe centres from wall	Depth from wall
Single horizontal	width - 50mm	55mm	93mm

Double horizontal	Pipe centres left to right	Pipe centres from wall	Depth from wall
Double horizontal	width - 50mm	80-90mm	118-128mm

For technical details on the Ellipsis towel rail see page 150

Ellipsis vertical shown on page 9

Overview

Steel; 25mm x 50mm oval tubes
5 year warranty

Finish

White RAL 9010 as standard, 46 RAL/Special Finishes

Delivery

Supplied to order approximate delivery time (14-20 weeks).

* Ellipsis vertical radiators come as standard configured for connection at bottom left and right. If any other configuration is required, it must be specified at the time of order.

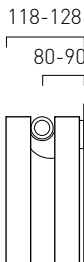
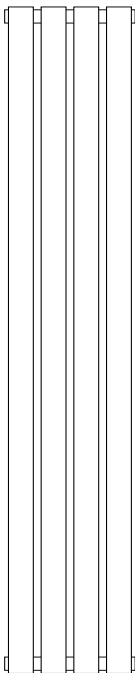
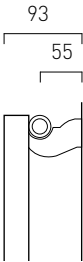


Single vertical

Model	Height (mm)	Width (mm)	Watts Δt 50°C	White Ex GST	Colour Ex GST
ELLISV1230	1220	360	512	\$701.00	\$876.00
ELLISV1248	1220	480	682	\$899.00	\$1,124.00
ELLISV1260	1220	600	852	\$1,005.00	\$1,257.00
ELLISV1630	1520	360	632	\$746.00	\$932.00
ELLISV1648	1520	480	842	\$916.00	\$1,145.00
ELLISV1660	1520	600	1052	\$1,057.00	\$1,322.00
ELLISV1830	1820	360	753	\$786.00	\$982.00
ELLISV1848	1820	480	1004	\$937.00	\$1,171.00
ELLISV1860	1820	600	1255	\$1,086.00	\$1,357.00
ELLISV2030	2020	360	834	\$821.00	\$1,027.00
ELLISV2048	2020	480	1112	\$979.00	\$1,224.00
ELLISV2060	2020	600	1390	\$1,131.00	\$1,413.00

Double vertical

Model	Height (mm)	Width (mm)	Watts Δt 50°C	White Ex GST	Colour Ex GST
ELLIDV1230	1220	360	781	\$1,244.00	\$1,555.00
ELLIDV1248	1220	480	1041	\$1,655.00	\$2,068.00
ELLIDV1260	1220	600	1301	\$1,902.00	\$2,378.00
ELLIDV1630	1520	360	962	\$1,345.00	\$1,682.00
ELLIDV1648	1520	480	1282	\$1,716.00	\$2,145.00
ELLIDV1660	1520	600	1603	\$2,030.00	\$2,537.00
ELLIDV1830	1820	360	1141	\$1,440.00	\$1,800.00
ELLIDV1848	1820	480	1521	\$1,773.00	\$2,216.00
ELLIDV1860	1820	600	1901	\$2,105.00	\$2,632.00
ELLIDV2030	2020	360	1256	\$1,513.00	\$1,891.00
ELLIDV2048	2020	480	1675	\$1,857.00	\$2,322.00
ELLIDV2060	2020	600	2094	\$2,202.00	\$2,753.00



Single vertical	Pipe centres left to right	Pipe centres from wall	Depth from wall
Single vertical	width + valves	55mm	93mm

Double vertical	Pipe centres left to right	Pipe centres from wall	Depth from wall
Double vertical	width + valves	80-90mm	118-128mm

For technical details on the Ellipsis towel rail see page 150

Saturn & Moon shown on page 10

Overview

Steel, 70mm curved circle
5 year warranty

Finish

White RAL 9010 as standard, 73 RAL Colours, 15 Special Finishes plus Polished or Brushed Gold & Polished or Brushed Chrome
Please call **1300 00 1800** for a RAL or Special Finish chart

Delivery

Supplied to order approximate delivery time (14-20 weeks).



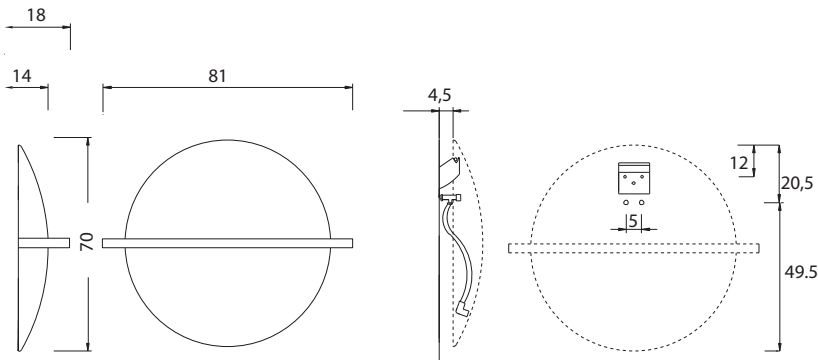
Saturn/Moon

Model	Height (mm)	Width (mm)	Watts At 50°C	White Ex GST	Colour Ex GST	Polished Chrome Ex GST	Brushed Chrome Ex GST	Polished Gold Ex GST	Brushed Gold Ex GST
SM073001	70	70	467	\$2,809.00	\$3,374.00	\$5,551.00	\$5,551.00	\$8,883.00	\$8,883.00

Towel Bar

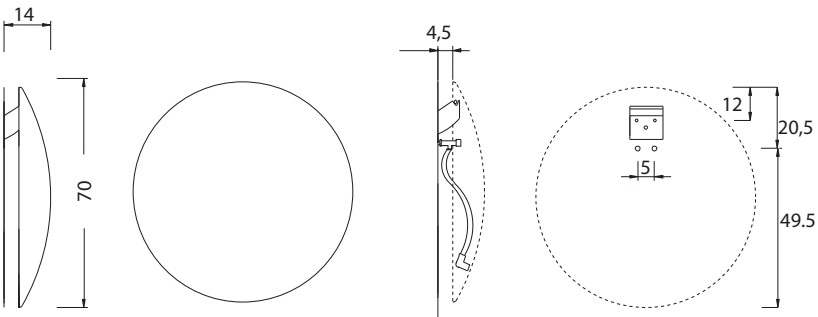
Model	Chrome Ex GST	Colour Ex GST	Gold Ex GST
Towel bar	\$386.00	\$462.00	\$712.00

Saturn (Moon + Towel Bar)



Pipe connection from top	Pipe centres from wall	Depth from wall
205mm	45mm	180mm

Moon



Pipe connection from top	Pipe centres from wall	Depth from wall
205mm	45mm	140mm

* Measurements on drawings shown in CM

Ottolungo horizontal shown on page 11

Overview

Aluminium, 210mm joined round tubes
5 year warranty

Finish

Pure White Matt as standard, 26 RAL/special finishes
Please call **1300 00 1800** for a RAL or Special Finish chart



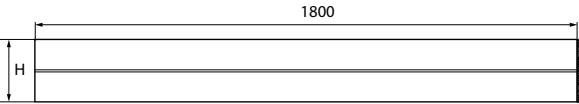
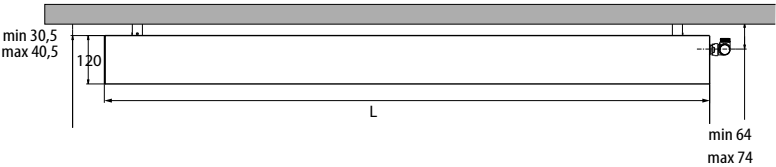

Delivery

Supplied to order approximate delivery time (14-20 weeks).



Model	Height (mm)	Width (mm)	Watts Δt 50°C	White Ex GST	Colours Ex GST
OTTOH2115	210	1500	525	\$2,889.00	\$3,614.00
OTTOH2118	210	1800	630	\$2,950.00	\$3,690.00
OTTOH2120	210	2000	700	\$3,044.00	\$3,808.00
OTTOH2124	210	2400	840	\$4,486.00	\$5,608.00

Pipe centres	Pipe centres from wall	Depth from wall
50mm	64/74mm	150.5/160.5mm



Ottolungo vertical shown on page 11

Overview

Aluminium, 210mm joined round tubes
5 year warranty

Finish

Pure White Matt as standard, 26 RAL/special finishes
Please call **1300 00 1800** for a RAL or Special Finish chart

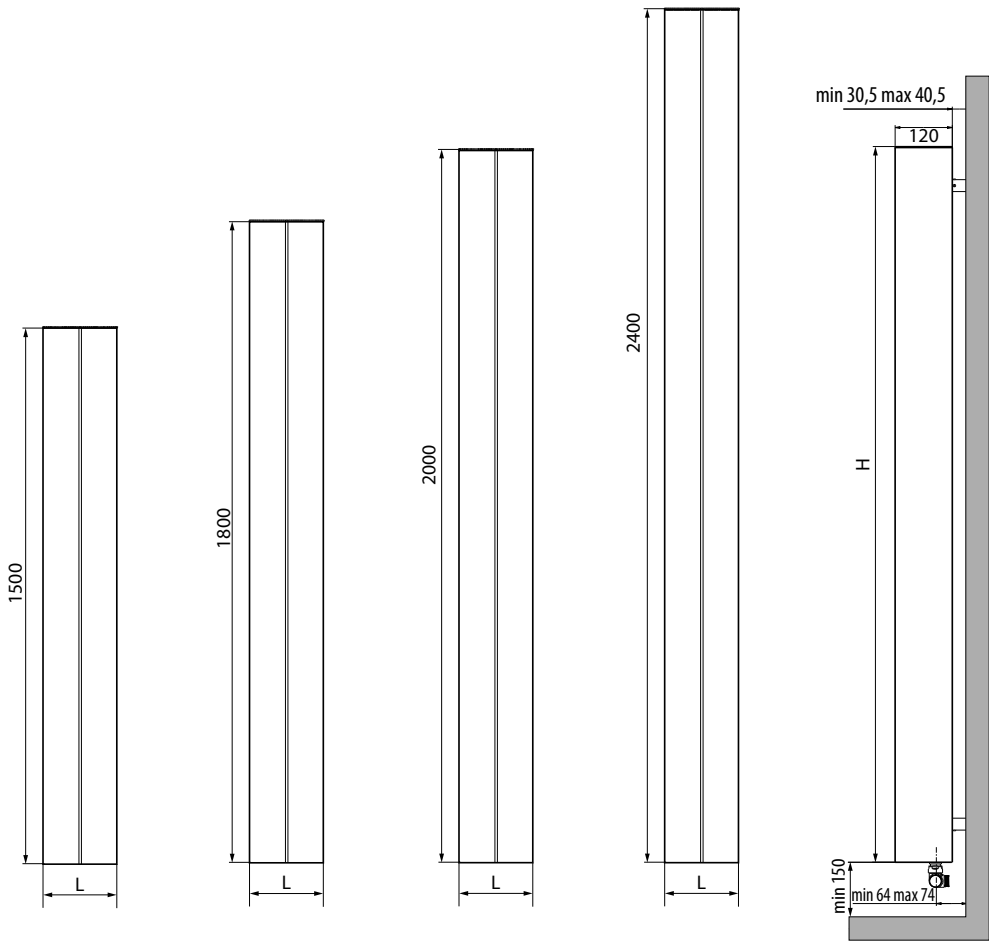
Delivery

Supplied to order approximate delivery time (14-20 weeks).



Model	Height (mm)	Width (mm)	Watts Δt 50°C	White Ex GST	Colours Ex GST
OTTOV1521	1500	210	525	\$2,889.00	\$3,614.00
OTTOV1821	1800	210	630	\$2,950.00	\$3,690.00
OTTOV2021	2000	210	700	\$3,044.00	\$3,808.00
OTTOV2421	2400	210	840	\$4,486.00	\$5,608.00

Pipe centres	Pipe centres from wall	Depth from wall
50mm	64/74mm	150.5/160.5mm



Android Vertical shown on page 12

Overview

Aluminium
5 year warranty

Finish

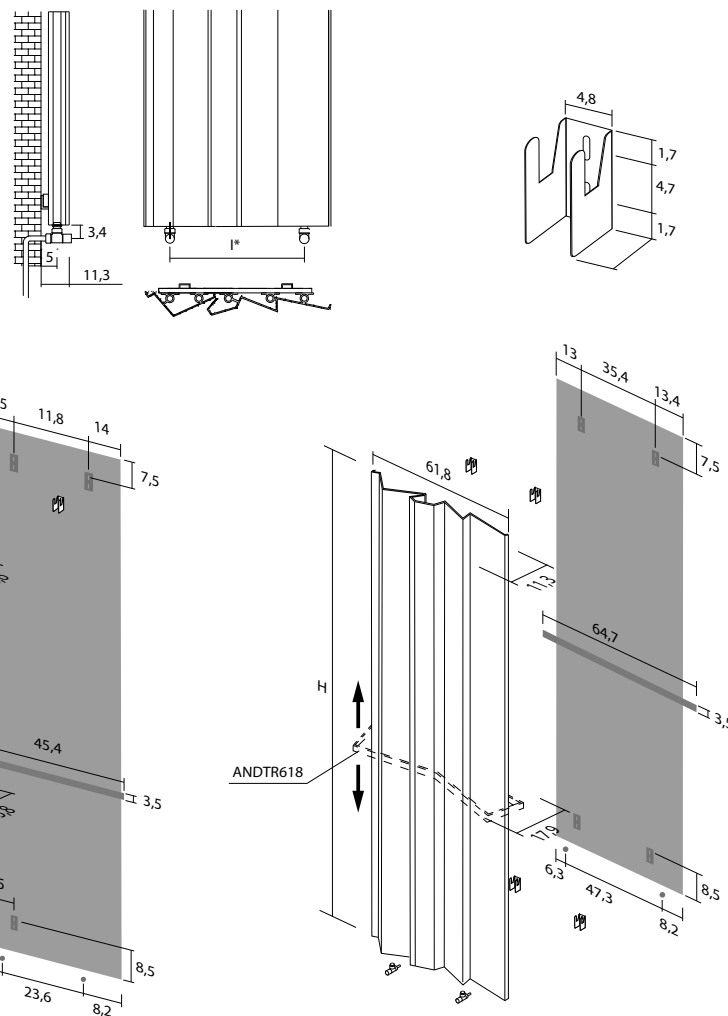
White RAL 9010 as standard, 73 RAL Colours or 15 Special Finishes
Please call **1300 00 1800** for a RAL or Special Finish chart

Delivery

Supplied to order approximate delivery time [14-20 weeks].



Model	Height (mm)	Width (mm)	Watts Δt 50°C	White Ex GST	Colour Ex GST
ANDV150023	1500	236	464	\$1,503.00	\$1,800.00
ANDV150040	1500	409	742	\$2,017.00	\$2,422.00
ANDV150061	1500	618	1153	\$3,515.00	\$4,222.00
ANDV180023	1800	236	547	\$1,616.00	\$1,942.00
ANDV180040	1800	409	875	\$2,158.00	\$2,592.00
ANDV180061	1800	618	1360	\$3,775.00	\$4,533.00
ANDV200023	2000	236	603	\$1,673.00	\$2,007.00
ANDV200040	2000	409	964	\$2,300.00	\$2,761.00
ANDV200061	2000	618	1499	\$3,973.00	\$4,769.00



* Measurements on drawings shown in CM

Towel Bar

This towel bar is designed to fit all of our Android IQ. Ideal for providing additional hanging space to air towels. Delivery is approximately 14-20 weeks.

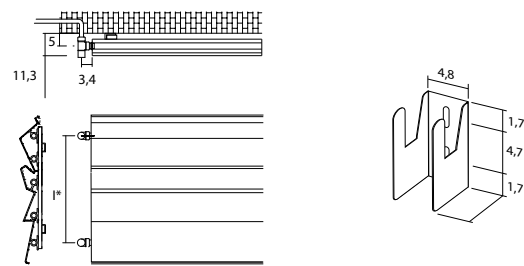
Model	Description	Lacquered Stainless Steel Ex GST	Colour Ex GST	Gold Ex GST
ANDTR236	Android 236W Towel Rail	\$429.00	\$514.00	\$787.00
ANDTR409	Android 409W Towel Rail	\$514.00	\$617.00	\$947.00
ANDTR618	Android 618W Towel Rail	\$598.00	\$721.00	\$1,112.00



Height	Pipe centres left to right	Pipe centres from wall	Depth from wall
1500	118mm	50mm	113mm
1800	236mm	50mm	113mm
2000	473mm	50mm	113mm

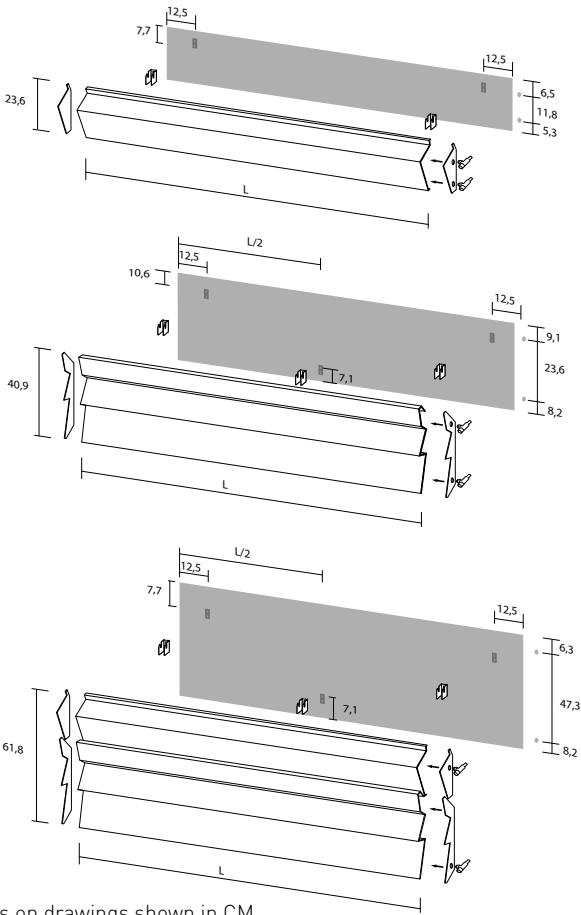
Android Horizontal

Model	Height (mm)	Width (mm)	Watts Δt 50°c	White Ex GST	Colour Ex GST
ANDO150023	236	1500	426	\$2,073.00	\$2,488.00
ANDO150040	409	1500	682	\$2,587.00	\$3,105.00
ANDO150061	618	1500	1034	\$4,086.00	\$4,906.00
ANDO180023	236	1800	512	\$2,187.00	\$2,625.00
ANDO180040	409	1800	818	\$2,728.00	\$3,275.00
ANDO180061	618	1800	1241	\$4,345.00	\$5,217.00
ANDO200023	236	2000	569	\$2,238.00	\$2,686.00
ANDO200040	409	2000	909	\$2,870.00	\$3,445.00
ANDO200061	618	2000	1379	\$4,543.00	\$5,452.00



Width	Pipe centres top to bottom	Pipe centres from wall	Depth from wall
1500	118mm	50mm	113mm
1800	236mm	50mm	113mm
2000	473mm	50mm	113mm

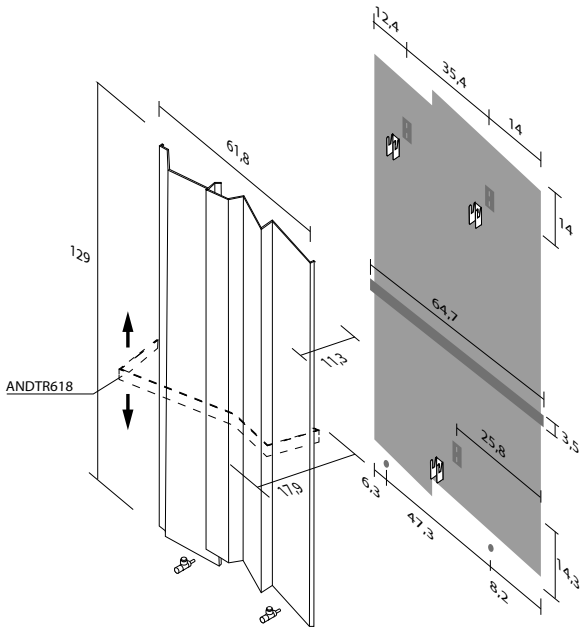
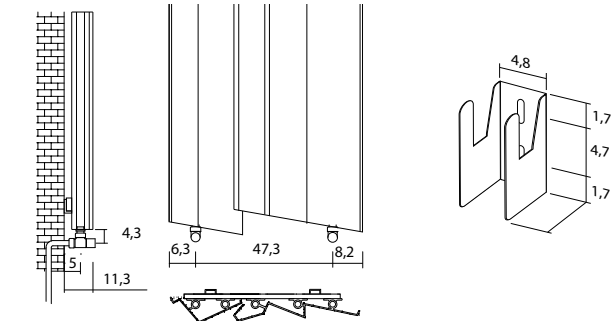
* Measurements on drawings shown in CM



Android IQ

Model	Height (mm)	Width (mm)	Watts Δt 50°c	White Ex GST	Colour Ex GST
ANIQ129061	1290	618	464	\$3,888.00	\$4,665.00

Pipe centres left to right	Pipe centres from wall	Depth from wall
473mm	55mm	95mm



* Measurements on drawings shown in CM

Towel Bar

This towel bar is designed to fit all of our Android IQ. Ideal for providing additional hanging space to air towels. Delivery is approximately 14-20 weeks.

Model	Description	Lacquered Stainless Steel Ex GST	Colour Ex GST	Gold Ex GST
ANDTR618	Android 618W Towel Rail	\$598.00	\$721.00	\$1,112.00



Series T T1M shown on pages 14-15

Overview

Aluminium
5 year warranty
Includes valves & 16mm MLCP adaptors

Finish

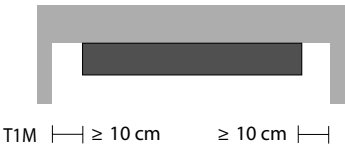
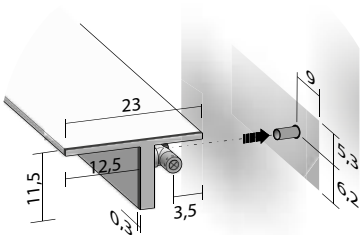
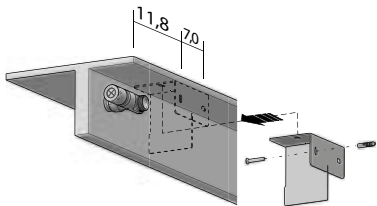
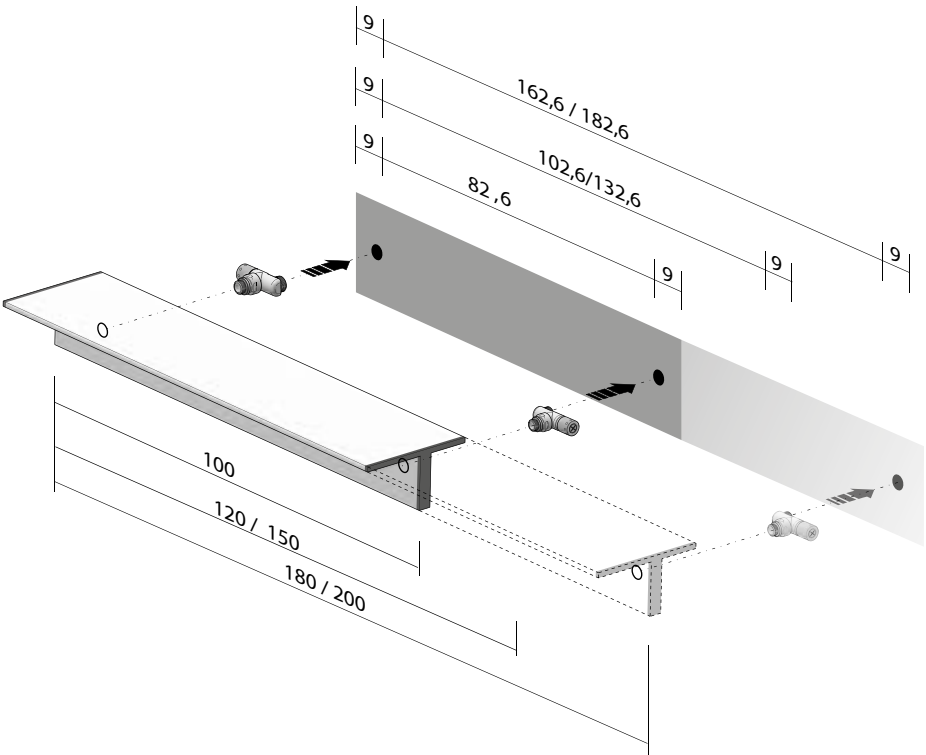
White RAL 9010 as standard, 73 RAL Colours or 15 Special Finishes
Please call **1300 00 1800** for a RAL or Special Finish chart

Delivery

Supplied to order approximate delivery time (14-20 weeks).



Model	Height (mm)	Width (mm)	Watts Δt 50°C	White Ex GST	Colour Ex GST
T1M100001	115	1006	256	\$1,645.00	\$1,975.00
T1M120001	115	1206	307	\$2,036.00	\$2,446.00
T1M150001	115	1506	384	\$2,102.00	\$2,526.00
T1M180001	115	1806	461	\$2,238.00	\$2,686.00
T1M200001	115	2006	512	\$2,356.00	\$2,827.00



* Measurements on drawings shown in CM
Minimum distance per side recommended for installation: 10 cm

Series T T1P shown on pages 14-15

Overview

Aluminium
5 year warranty
Includes valves & 16mm MLCP adaptors

Finish

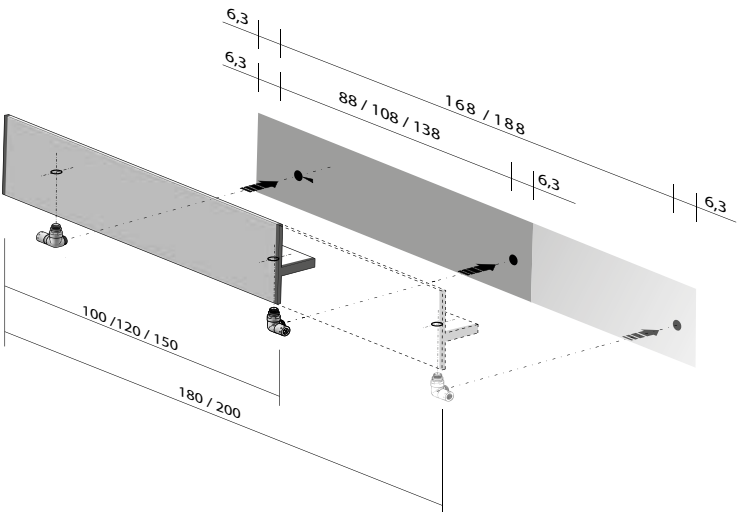
White RAL 9010 as standard, 73 RAL Colours or 15 Special Finishes
Please call **1300 00 1800** for a RAL or Special Finish chart

Delivery

Supplied to order approximate delivery time (14-20 weeks).

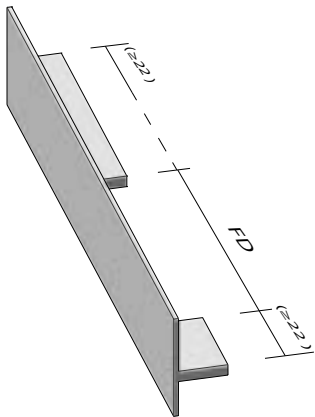


Model	Height (mm)	Width (mm)	Watts Δt 50°C	White Ex GST	Colour Ex GST
T1P100001	230	1006	256	\$1,645.00	\$1,975.00
T1P120001	230	1206	307	\$2,036.00	\$2,446.00
T1P150001	230	1506	384	\$2,102.00	\$2,526.00
T1P180001	230	1806	461	\$2,238.00	\$2,686.00
T1P200001	230	2006	512	\$2,356.00	\$2,827.00

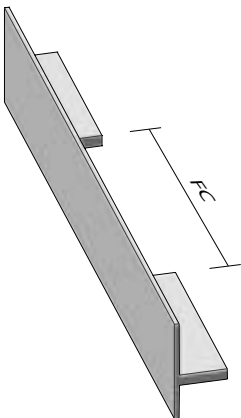


Optional Towel Rail Slot

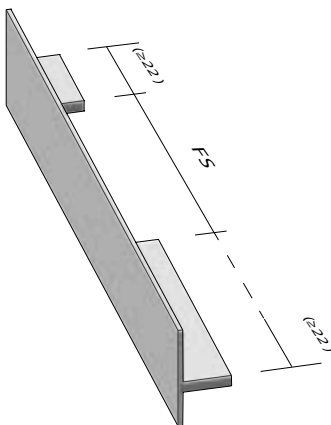
Model	Description	Price Ex GST
TSL0T56RHS	56mm Towel Slot - LHS (FS)	\$462.00
TSL0TCUSTOMRHS	Custom Towel Slot - LHS (FSX)	\$773.00
TSL0T56CENTRE	56mm Towel Slot - Centre (FC)	\$462.00
TSL0TCUSTOMCENTRE	Custom Towel Slot - Centre (FCX)	\$773.00
TSL0T56LHS	56mm Towel Slot - RHS (FD)	\$462.00
TSL0TCUSTOMLHS	Custom Towel Slot - RHS (FDX)	\$773.00



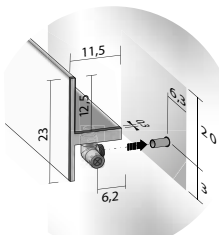
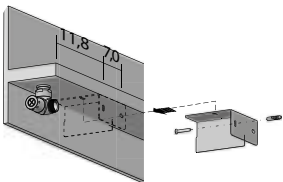
FD standard (56 cm)
FDX ≠ 56 cm



FC standard (56 cm)
FCX ≠ 56 cm



FS standard (56 cm)
FSX ≠ 56 cm



* Measurements on drawings shown in CM

Series T T20 shown on pages 14-15

Overview

Aluminium

5 year warranty

Includes valves & 16mm MLCP adaptors

Finish

White RAL 9010 as standard, 73 RAL Colours or 15 Special Finishes

Please call **1300 00 1800** for a RAL or Special Finish chart

Delivery

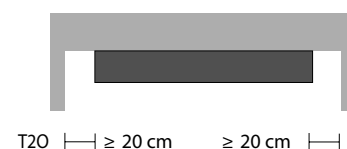
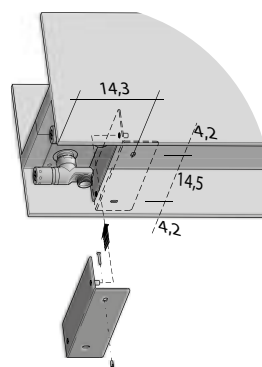
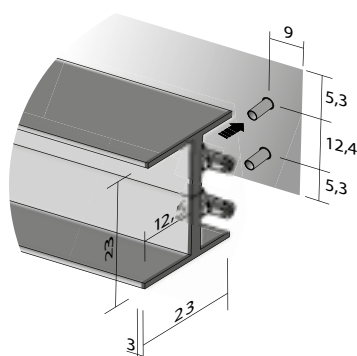
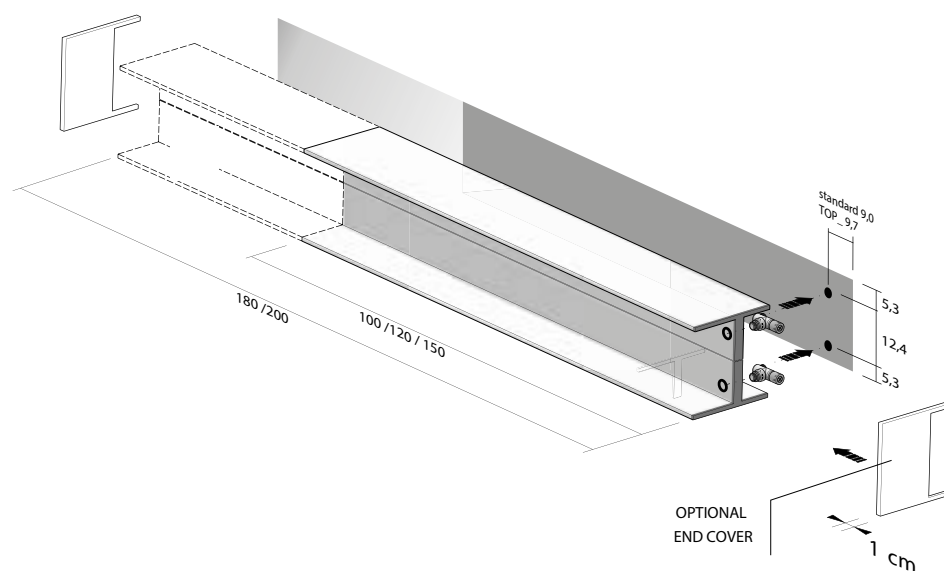
Supplied to order approximate delivery time (14-20 weeks).



Model	Height (mm)	Width (mm)	Watts At 50°C	White Ex GST	Colour Ex GST
T20100002	230	1006	512	\$2,809.00	\$3,374.00
T20120002	230	1206	614	\$3,647.00	\$4,378.00
T20150002	230	1506	768	\$3,841.00	\$4,609.00
T20180002	230	1806	922	\$4,133.00	\$4,962.00
T20200002	230	2006	1024	\$4,425.00	\$5,311.00

Optional End Covers
(price is per pair)

Model	White Ex GST	Colour Ex GST
T20EP	\$617.00	\$745.00



* Measurements on drawings shown in CM

Minimum distance per side recommended for installation: 20 cm

Series T T2V shown on pages 14-15

Overview

Aluminium

5 year warranty

Includes valves & 16mm MLCP adaptors

Finish

White RAL 9010 as standard, 73 RAL Colours or 15 Special Finishes

Please call **1300 00 1800** for a RAL or Special Finish chart

Delivery

Supplied to order approximate delivery time (14-20 weeks).



Model	Height (mm)	Width (mm)	Watts Δt 50°C	White Ex GST	Colour Ex GST
T2V100002	1006	230	512	\$2,809.00	\$3,374.00
T2V120002	1206	230	603	\$3,647.00	\$4,378.00
T2V150002	1506	230	738	\$3,841.00	\$4,609.00
T2V180002	1806	230	872	\$4,133.00	\$4,962.00
T2V200002	2006	230	961	\$4,425.00	\$5,311.00

Optional Walnut Shelf

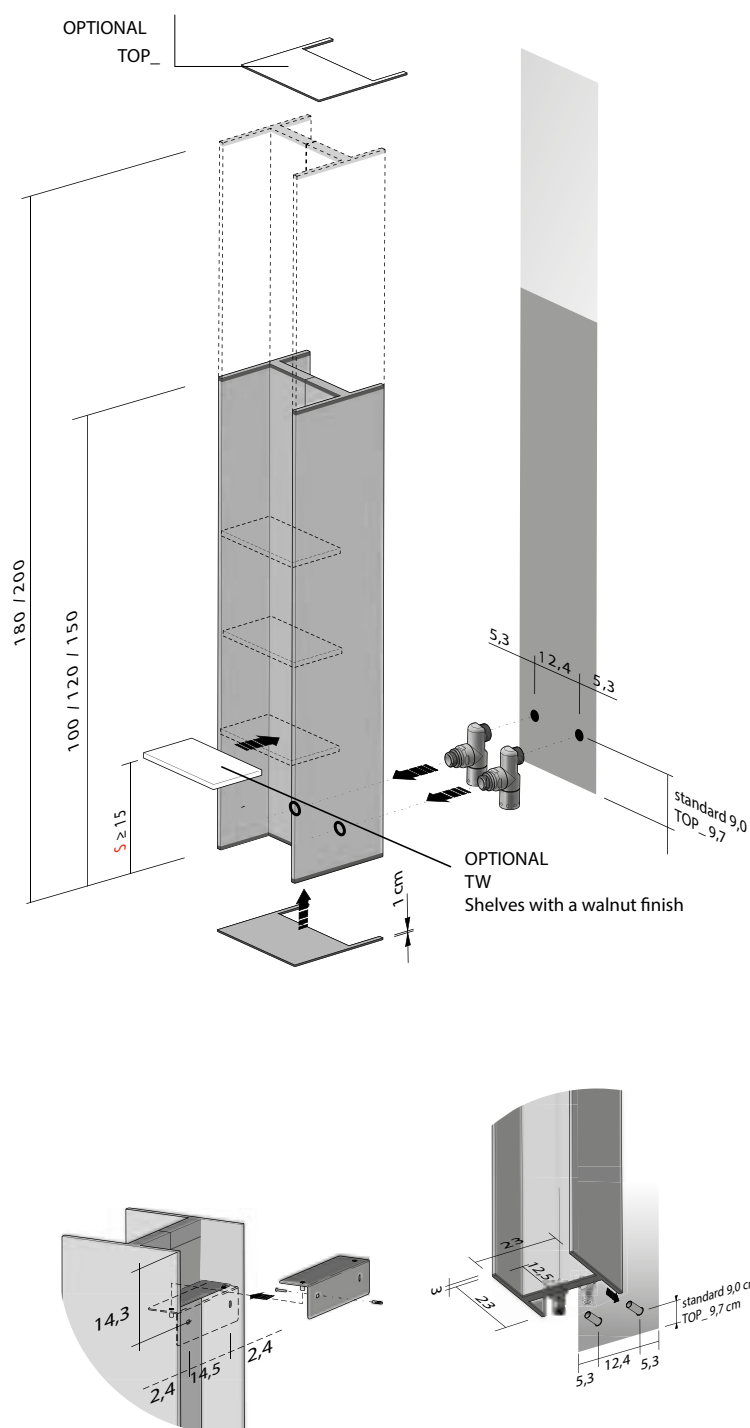
Model	Price Ex GST
T2VWALNUTSHELF	\$203.00

Towel / Robe Hook

Model	Chrome Ex GST	Colour Ex GST	Gold Ex GST
T2VHOOK	\$203.00	\$240.00	\$372.00

Optional End Covers (price is per pair)

Model	White Ex GST	Colour Ex GST
T20EP	\$617.00	\$745.00



* Measurements on drawings shown in CM

Minimum distance per side recommended for installation: 20 cm

T Tower shown on page 13

Overview

Aluminium
5 year warranty
Includes valves, 16mm MLCP adaptors, valve cover & mounting block

Finish

White RAL 9010 as standard, 73 RAL Colours or 15 Special Finishes
Please call **1300 00 1800** for a RAL or Special Finish chart

Delivery

Supplied to order approximate delivery time (14-20 weeks).

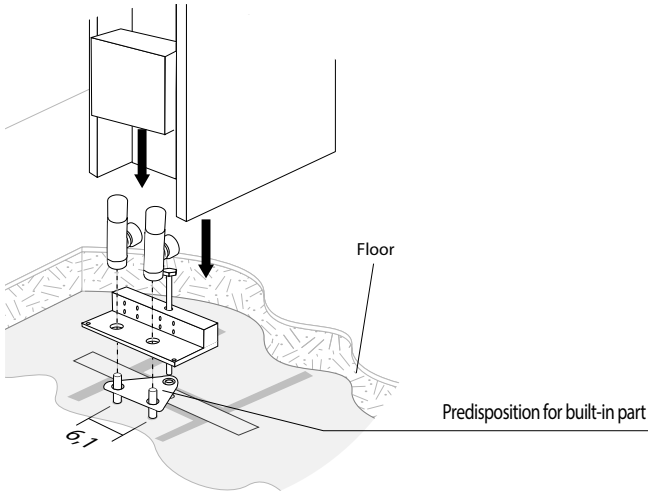
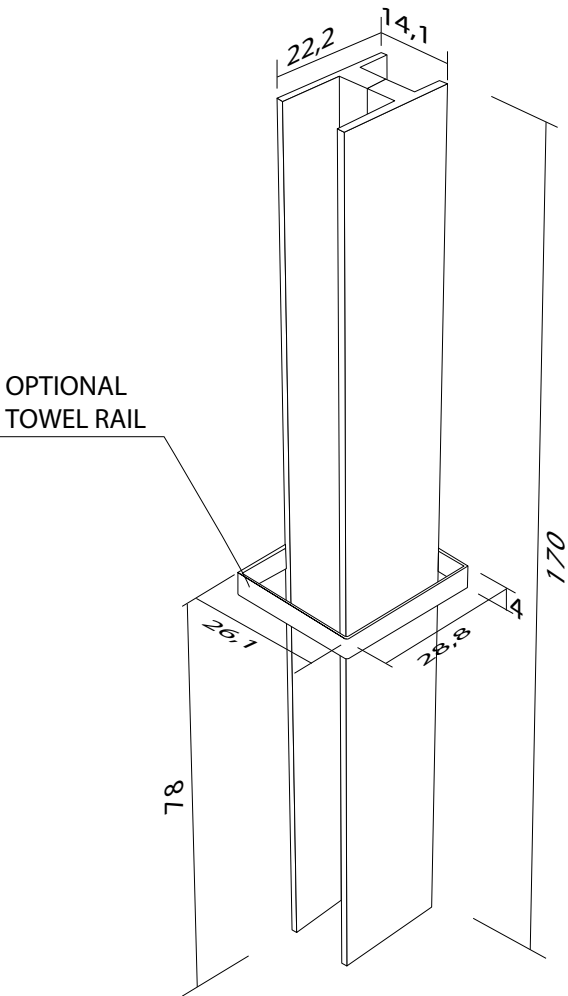


Model	Height (mm)	Width (mm)	Depth (mm)	Watts Δt 50°C	White Ex GST	Colour Ex GST
TTW170014	1700	141	222	464	\$3,572.00	\$4,284.00

Towel Bar & Hook

This towel bar and hook are designed to fit our T Tower radiator. Ideal for providing additional hanging space to air towels. Delivery is approximately 14-20 weeks.

Model	Description	Lacquered Stainless Steel Ex GST	Colour Ex GST
TOWERBAR	Towel Bar - T Tower	\$570.00	\$683.00
TOWERHOOK	Towel Hook - T Tower	\$193.00	\$236.00



* Measurements on drawings shown in CM

Cut Horizontal shown on page 16

Overview

Steel, Slimline radiator cloaked in a steel cover with protruding curved opening
5 year warranty

Finish

Pure White Matt as standard, 26 RAL/special finishes
Please call **1300 00 1800** for a RAL or Special Finish chart

Delivery

Supplied to order approximate delivery time (14-20 weeks).

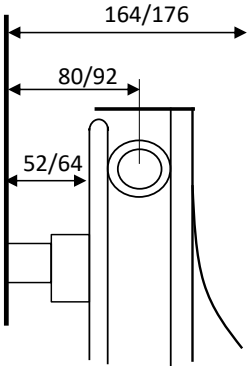
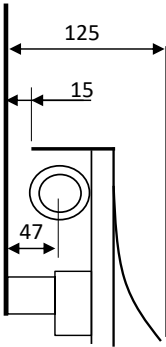
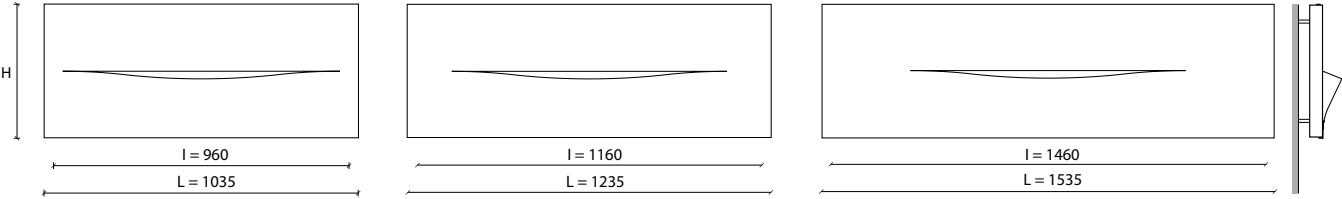
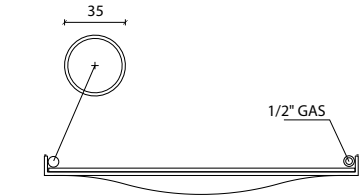


Single horizontal

Model	Height (mm)	Width (mm)	Watts Δt 50°C	White Ex GST	Colour Ex GST
CUTSH4610	460	1035	360	\$2,172.00	\$2,719.00
CUTSH6110	610	1035	510	\$2,516.00	\$3,148.00
CUTSH4612	460	1235	430	\$2,243.00	\$2,804.00
CUTSH6112	610	1235	605	\$2,658.00	\$3,322.00
CUTSH4615	460	1535	530	\$2,554.00	\$3,195.00
CUTSH6115	610	1535	820	\$2,997.00	\$3,746.00

Double horizontal

Model	Height (mm)	Width (mm)	Watts Δt 50°C	White Ex GST	Colour Ex GST
CUTDH4610	460	1035	513	\$2,827.00	\$3,534.00
CUTDH6110	610	1035	730	\$3,313.00	\$4,142.00
CUTDH4612	460	1235	618	\$2,931.00	\$3,666.00
CUTDH6112	610	1235	870	\$3,482.00	\$4,354.00
CUTDH4615	460	1535	761	\$3,346.00	\$4,185.00
CUTDH6115	610	1535	1180	\$3,963.00	\$4,957.00



	Pipe centres (I)	Pipe centres from wall	Depth from wall
Single Horizontal	width - 75mm	47mm	125mm
Double Horizontal	width - 75mm	80-92mm	164-176mm

Cut Vertical shown on page 17

Overview

Steel, Slimline radiator cloaked in a steel cover with protruding curved openings
5 year warranty

Finish

Pure White Matt as standard, 26 RAL/special finishes
Please call **1300 00 1800** for a RAL or Special Finish chart

Delivery

Supplied to order approximate delivery time (14-20 weeks).

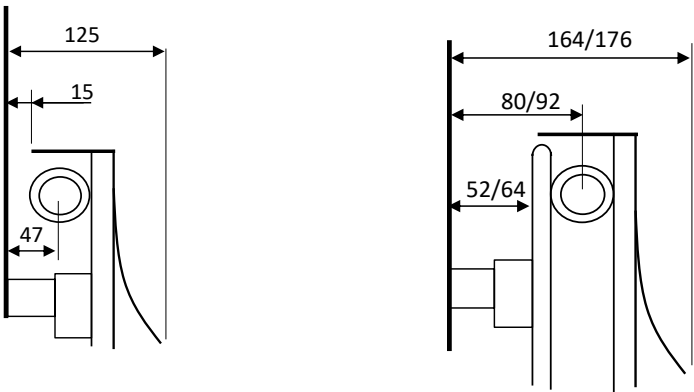
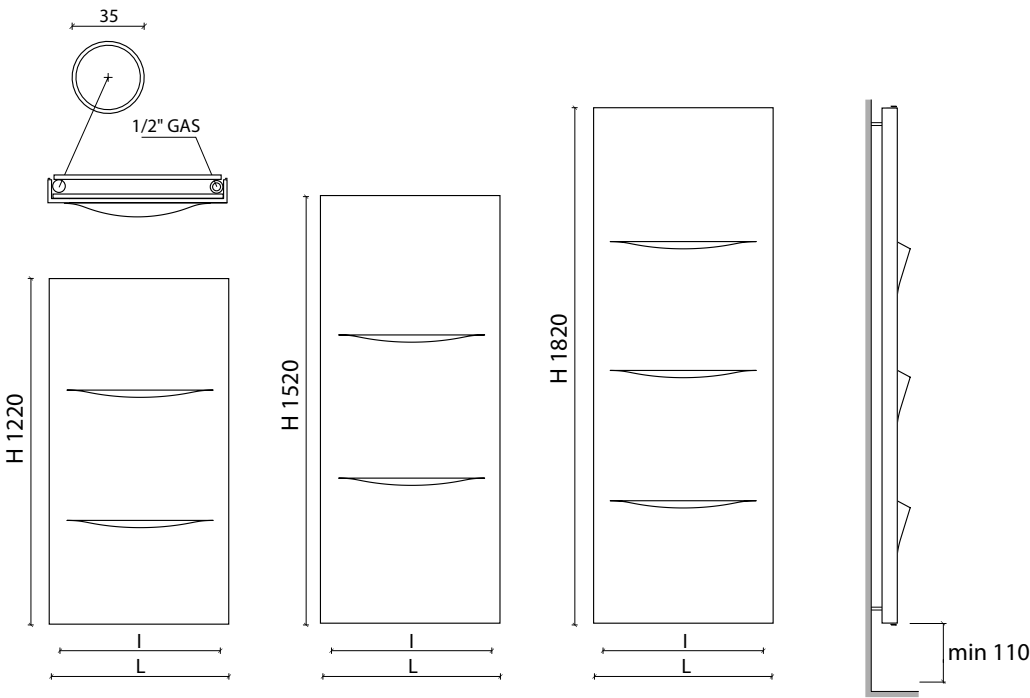


Single vertical

Model	Height (mm)	Width (mm)	Watts Δt 50°C	White Ex GST	Colour Ex GST
CUTSV1253	1220	535	475	\$2,460.00	\$3,077.00
CUTSV1263	1220	635	570	\$2,549.00	\$3,190.00
CUTSV1553	1520	535	600	\$2,799.00	\$3,501.00
CUTSV1563	1520	635	720	\$2,908.00	\$3,638.00
CUTSV1853	1820	535	708	\$2,917.00	\$3,647.00
CUTSV1863	1820	635	850	\$3,030.00	\$3,789.00

Double vertical

Model	Height (mm)	Width (mm)	Watts Δt 50°C	White Ex GST	Colour Ex GST
CUTDV1253	1220	535	680	\$3,270.00	\$4,090.00
CUTDV1263	1220	635	816	\$3,384.00	\$4,232.00
CUTDV1553	1520	535	860	\$3,742.00	\$4,679.00
CUTDV1563	1520	635	1032	\$3,864.00	\$4,830.00
CUTDV1853	1820	535	1016	\$3,798.00	\$4,750.00
CUTDV1863	1820	635	1220	\$3,940.00	\$4,924.00



	Pipe centres (I)	Pipe centres from wall	Depth from wall
Single Horizontal	width - 75mm	47mm	125mm
Double Horizontal	width - 75mm	80-92mm	164-176mm

Bent Horizontal shown on page 18

Overview

Steel, inverted curved slimline radiator
5 year warranty

Finish

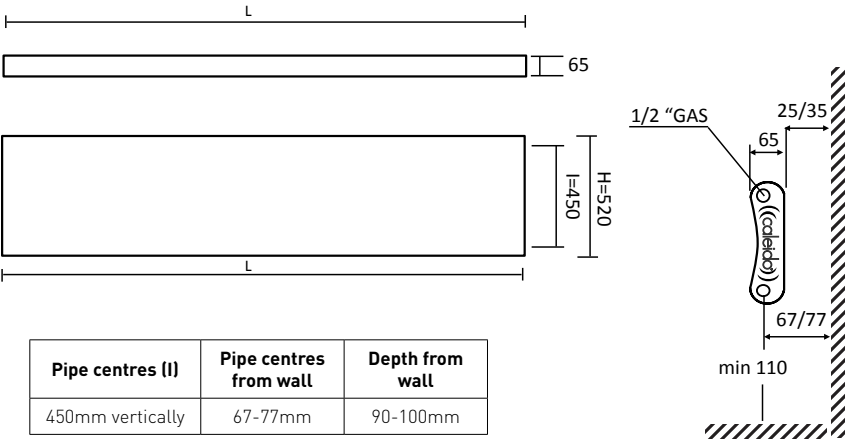
Rough Matt White or Rough Matt Black as standard, 3 special finishes
Please call **1300 00 1800** for a RAL or Special Finish chart

Delivery

Supplied to order approximate delivery time (14-20 weeks).



Model	Height (mm)	Width (mm)	Watts Δt 50°C	Standard Ex GST	Colour Ex GST
BENTH5280	520	800	450	\$1,975.00	\$2,469.00
BENTH5212	520	1200	600	\$2,417.00	\$3,025.00
BENTH5215	520	1500	747	\$2,818.00	\$3,525.00
BENTH5218	520	1800	868	\$3,105.00	\$3,883.00
BENTH5220	520	2000	970	\$3,449.00	\$4,312.00
BENTH5222	520	2200	1061	\$3,954.00	\$4,943.00



PLEASE SPECIFY CONNECTION TYPE WHEN ORDERING:

← Connection type 5

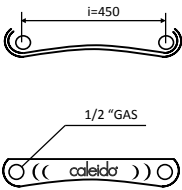
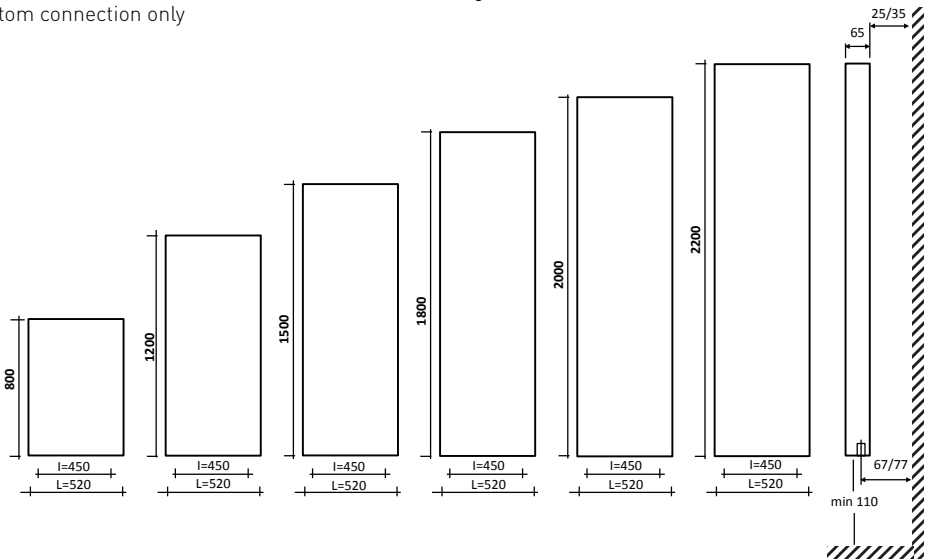
→ Connection type 6

If top/bottom connectors are to be used, this does not need to be specified.

Bent Vertical shown on page 19

Model	Height (mm)	Width (mm)	Watts Δt 50°C	Standard Ex GST	Colour Ex GST
BENTV8052	800	520	450	\$1,918.00	\$2,399.00
BENTV1252	1200	520	600	\$2,347.00	\$2,936.00
BENTV1552	1500	520	747	\$2,733.00	\$3,417.00
BENTV1852	1800	520	868	\$3,011.00	\$3,765.00
BENTV2052	2000	520	970	\$3,351.00	\$4,189.00
BENTV2252	2200	520	1061	\$3,841.00	\$4,802.00

* Bent Vertical MUST have flow on left and return on right, bottom connection only



Pipe centres (I)	Pipe centres from wall	Depth from wall
450mm	67-77mm	90-100mm

Overview

Aluminium, clothed with 90% natural wool fabric, valves included
5 year warranty

Finish

Fabric finish, available in 5 colours
Please call **1300 00 1800** for a RAL or Special Finish chart

Delivery


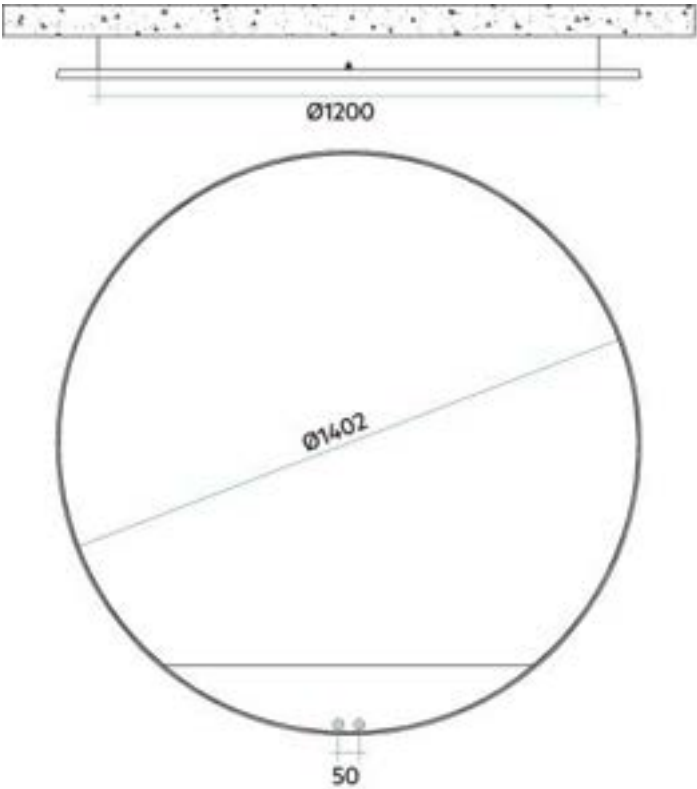
Supplied to order approximate delivery time (14-20 weeks).

* Orimono must be installed using 16x2 MLCP, 12.7mm copper is NOT compatible



Model	Height (mm)	Width (mm)	Watts Δt 50°c	Colour Ex GST
ORIMONO1402R	1402	1402	693	\$8,247.00

Pipe centres	Pipe centres from wall	Depth from wall
50mm	40-50mm	101.5mm



Overview

Steel, optional LED lighting system, valves included
5 year warranty

Finish

25 special finishes
Please call **1300 00 1800** for a RAL or Special Finish chart

Delivery

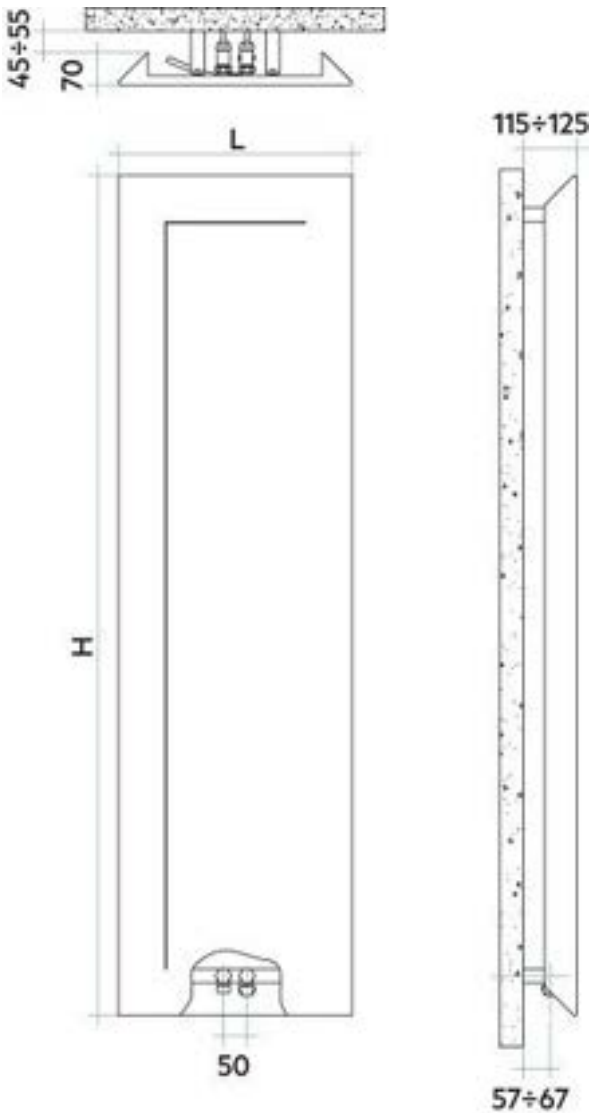
Supplied to order approximate delivery time (14-20 weeks).

* Relax Immagina must be installed using 16x2 MLCP, 12.7mm copper is NOT compatible



Model	Height (mm)	Width (mm)	Watts At 50°C	Colour Ex GST
RELAX1850	1800	500	769	\$4,208.00
RELAX2060	2000	600	1009	\$4,610.00
RELAX1850LED	1800	500	769	\$5,082.00
RELAX2060LED	2000	600	1009	\$5,483.00

Pipe centres	Pipe centres from wall	Depth from wall
50mm	57-67mm	115 - 125mm



Overview

Steel; Slimline flat tube on tube radiator cloaked in a steel cover
Optional B2 (underneath) connections available in vertical only
5 year warranty

Finish

White RAL 9010 as standard, 17 RAL Colours and 7 Special Finishes
1013 1015 1021 3000 3002 3003 3004 5014 5021 6016 7016 7035 9001
9005 9006 9007 9010
Please call **1300 00 1800** for a RAL or Special Finishes chart

Delivery

Supplied to order approximate delivery time (14-20 weeks).



* Ice Horizontal radiators cannot be installed with flow and return on the same side.

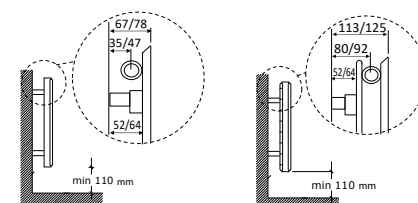
Single horizontal

Model	Height (mm)	Width (mm)	Watts Δt 50°C	White Ex GST	Colours Ex GST
ICESH4512	465	1220	555	\$1,857.00	\$2,323.00
ICESH6012	615	1220	741	\$2,307.00	\$2,891.00
ICESH4515	465	1520	730	\$1,934.00	\$2,415.00
ICESH6015	615	1520	971	\$2,384.00	\$2,983.00
ICESH5318	540	1820	1027	\$2,272.00	\$2,839.00
ICESH6018	615	1820	1174	\$2,497.00	\$3,126.00
ICESH4520	465	2020	979	\$2,277.00	\$2,839.00
ICESH6020	615	2020	1305	\$2,609.00	\$3,265.00

Double horizontal

Model	Height (mm)	Width (mm)	Watts Δt 50°C	White Ex GST	Colours Ex GST
ICEDH4512	465	1220	835	\$2,578.00	\$3,223.00
ICEDH6012	615	1220	1113	\$3,066.00	\$3,832.00
ICEDH4515	465	1520	1085	\$2,609.00	\$3,265.00
ICEDH6015	615	1520	1446	\$3,213.00	\$4,022.00
ICEDH4518	465	1820	1346	\$2,799.00	\$3,501.00
ICEDH5318	540	1820	1570	\$2,993.00	\$3,723.00
ICEDH6018	615	1820	1794	\$3,366.00	\$4,216.00
ICEDH4520	465	2020	1526	\$3,025.00	\$3,787.00
ICEDH6020	615	2020	2034	\$3,520.00	\$4,406.00

Single horizontal Double horizontal



Ice horizontal	Pipe centres left to right	Pipe centres from wall	Depth from wall
Single horizontal	width - 60mm	35mm - 47mm	67mm - 78mm
Double horizontal	width - 60mm	80mm - 92mm	113mm - 125mm

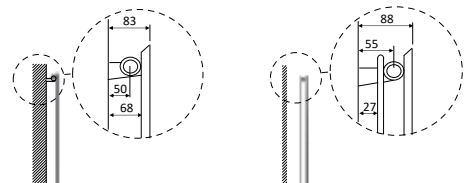
Single vertical

Model	Height (mm)	Width (mm)	Watts Δt 50°C	White Ex GST	Colours Ex GST
ICESV1545	1520	465	663	\$1,817.00	\$2,272.00
ICESV1560	1520	615	883	\$2,237.00	\$2,795.00
ICESV1845	1820	465	793	\$1,970.00	\$2,461.00
ICESV1853	1820	540	924	\$2,124.00	\$2,651.00
ICESV1860	1820	615	1057	\$2,348.00	\$2,943.00
ICESV2045	2020	465	881	\$2,124.00	\$2,651.00
ICESV2060	2020	615	1175	\$2,461.00	\$3,075.00

Double vertical

Model	Height (mm)	Width (mm)	Watts Δt 50°C	White Ex GST	Colours Ex GST
ICEDV1545	1520	465	987	\$2,425.00	\$3,029.00
ICEDV1560	1520	615	1315	\$2,993.00	\$3,746.00
ICEDV1845	1820	465	1180	\$2,609.00	\$3,265.00
ICEDV1853	1820	540	1377	\$2,799.00	\$3,501.00
ICEDV1860	1820	615	1573	\$3,142.00	\$3,924.00
ICEDV2045	2020	465	1315	\$2,835.00	\$3,541.00
ICEDV2060	2020	615	1753	\$3,295.00	\$4,118.00

Single vertical Double vertical



PLEASE SPECIFY CONNECTION TYPE WHEN ORDERING:

← | → Connection type 5

→ | ← Connection type 6

If top/bottom connectors are to be used, this does not need to be specified.

Ice vertical	Pipe centres left to right	Pipe centres from wall	Depth from wall
Single vertical	width - 10mm + valves	50mm	83mm
Double vertical	width - 10mm + valves	55mm	88mm

Underneath Connections	Ex GST
B2CONN	\$249
Underneath Connections pipe centres = width - 86mm	

For technical details on the Ice Bagno towel rail see page 142

Ice Inox shown on pages 22-23

Overview

Steel; Slimline flat tube on tube radiator cloaked in a steel cover
Optional B2 (underneath) connections available
5 year warranty

Finish

Polished or Brushed Stainless Steel

Delivery

Supplied to order approximate delivery time (14-20 weeks).



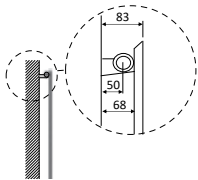
Single vertical

Model	Height (mm)	Width (mm)	Watts Δt 50°C	Polished Stainless Steel Ex GST	Brushed Stainless Steel Ex GST
ICEINSV1245	1220	465	400	\$3,531.00	\$3,265.00
ICEINSV1260	1220	615	534	\$4,032.00	\$3,955.00
ICEINSV1545	1520	465	497	\$4,456.00	\$3,330.00
ICEINSV1560	1520	615	662	\$4,830.00	\$4,099.00
ICEINSV1845	1820	465	595	\$4,707.00	\$3,606.00
ICEINSV1853	1820	540	693	\$4,882.00	\$3,884.00
ICEINSV1860	1820	615	793	\$5,127.00	\$4,299.00

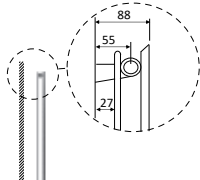
Double vertical

Model	Height (mm)	Width (mm)	Watts Δt 50°C	Polished Stainless Steel Ex GST	Brushed Stainless Steel Ex GST
ICEINDV1245	1220	465	640	\$4,789.00	\$4,370.00
ICEINDV1260	1220	615	909	\$5,296.00	\$5,269.00
ICEINDV1545	1520	465	839	\$5,720.00	\$4,442.00
ICEINDV1560	1520	615	1118	\$6,094.00	\$5,475.00
ICEINDV1845	1820	465	1003	\$5,966.00	\$4,784.00
ICEINDV1853	1820	540	1084	\$6,130.00	\$5,132.00
ICEINDV1860	1820	615	1337	\$6,391.00	\$5,762.00

Single vertical




Double vertical



Ice Inox vertical	Pipe centres left to right	Pipe centres from wall	Depth from wall
Single vertical	width - 10mm + valves	50mm	83mm
Double vertical	width - 10mm + valves	55mm	88mm

Underneath Connections	Ex GST
B2CONN	\$249
Underneath Connections pipe centres = width - 86mm	



PLEASE SPECIFY CONNECTION TYPE WHEN ORDERING:

←| |← Connection type 5

→| |→ Connection type 6

If top/bottom connectors are to be used, this does not need to be specified.

A25 Range shown on pages 24-25

Overview

Steel; 25mm round tubes with 35mm collectors

Optional B2 (underneath) connections available on vertical models

5 year warranty

Finish

73 RAL Colours or 15 Special Finishes

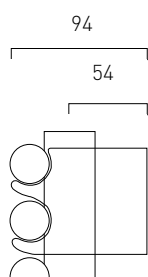
Please call **1300 00 1800** for a RAL or Special Finish chart

Delivery

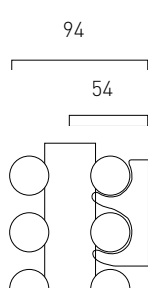
Supplied to order approximate delivery time (14-20 weeks).

Horizontal pipe centres and technical drawings

Single horizontal



Double horizontal

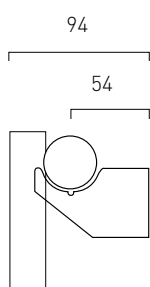


Pipe centres left to right	Pipe centres from wall	Depth from wall
width - 40mm	54mm	94mm

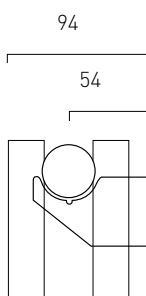


Vertical pipe centres and technical drawings

Single vertical



Double vertical



Pipe centres left to right	Pipe centres from wall	Depth from wall
width + valves	54mm	94mm

Underneath Connections	Ex GST
B2CONN	\$249
Underneath Connections pipe centres = width - 85mm	



A25 horizontal shown on page 24

Single horizontal

Model	Height (mm)	Width (mm)	Watts Δt 50°C	White Ex GST	Colours Ex GST
AO25S040008	296	400	160	\$228.00	\$274.00
AO25S050008	296	500	200	\$239.00	\$289.00
AO25S050010	368	500	250	\$248.00	\$298.00
AO25S050012	440	500	299	\$284.00	\$342.00
AO25S060014	512	600	419	\$375.00	\$450.00
AO25S060016	584	600	479	\$413.00	\$495.00
AO25S060018	656	600	539	\$462.00	\$554.00
AO25S070008	296	700	279	\$292.00	\$351.00
AO25S070010	368	700	349	\$304.00	\$363.00
AO25S070012	440	700	419	\$346.00	\$416.00
AO25S070014	512	700	489	\$405.00	\$485.00
AO25S070016	584	700	559	\$440.00	\$529.00
AO25S100008	296	1000	399	\$353.00	\$423.00
AO25S100010	368	1000	499	\$362.00	\$435.00
AO25S100012	440	1000	599	\$420.00	\$504.00
AO25S100014	512	1000	699	\$488.00	\$587.00
AO25S100016	584	1000	798	\$535.00	\$642.00
AO25S100018	656	1000	898	\$600.00	\$720.00
AO25S100022	800	1000	1088	\$697.00	\$836.00
AO25S120008	296	1200	479	\$415.00	\$498.00
AO25S140008	296	1400	559	\$465.00	\$558.00
AO25S140010	368	1400	699	\$475.00	\$569.00
AO25S140012	440	1400	838	\$543.00	\$651.00
AO25S140014	512	1400	978	\$639.00	\$767.00
AO25S140016	584	1400	1118	\$695.00	\$834.00
AO25S140018	656	1400	1257	\$780.00	\$936.00
AO25S180008	296	1800	679	\$512.00	\$614.00
AO25S180010	368	1800	898	\$531.00	\$638.00
AO25S180012	440	1800	1078	\$607.00	\$729.00
AO25S180014	512	1800	1257	\$712.00	\$854.00
AO25S180016	584	1800	1437	\$775.00	\$930.00
AO25S180022	800	1800	1958	\$1,018.00	\$1,221.00
AO25S200012	440	2000	1198	\$659.00	\$791.00
AO25S200014	512	2000	1397	\$775.00	\$930.00
AO25S200016	584	2000	1597	\$842.00	\$1,011.00
AO25S200018	656	2000	1796	\$946.00	\$1,135.00
AO25S220008	296	2200	878	\$595.00	\$714.00
AO25S220012	440	2200	1317	\$712.00	\$854.00

Double horizontal

Model	Height (mm)	Width (mm)	Watts Δt 50°C	White Ex GST	Colours Ex GST
AO25D040008	296	400	264	\$330.00	\$353.00
AO25D050008	296	500	330	\$362.00	\$435.00
AO25D050010	368	500	401	\$393.00	\$472.00
AO25D050012	440	500	473	\$465.00	\$558.00
AO25D060014	512	600	652	\$581.00	\$698.00
AO25D060016	584	600	742	\$639.00	\$767.00
AO25D060018	656	600	830	\$718.00	\$863.00
AO25D070008	296	700	462	\$444.00	\$531.00
AO25D070010	368	700	562	\$477.00	\$573.00
AO25D070012	440	700	662	\$564.00	\$677.00
AO25D070014	512	700	760	\$626.00	\$751.00
AO25D070016	584	700	865	\$692.00	\$829.00
AO25D100008	296	1000	659	\$564.00	\$677.00
AO25D100010	368	1000	802	\$605.00	\$726.00
AO25D100012	440	1000	946	\$714.00	\$857.00
AO25D100014	512	1000	1086	\$796.00	\$956.00
AO25D100016	584	1000	1236	\$874.00	\$1,050.00
AO25D100018	656	1000	1383	\$983.00	\$1,180.00
AO25D100022	800	1000	1670	\$1,213.00	\$1,456.00
AO25D120008	296	1200	791	\$666.00	\$798.00
AO25D140008	296	1400	923	\$738.00	\$886.00
AO25D140010	368	1400	1123	\$798.00	\$959.00
AO25D140012	440	1400	1324	\$938.00	\$1,127.00
AO25D140014	512	1400	1520	\$1,043.00	\$1,252.00
AO25D140016	584	1400	1731	\$1,148.00	\$1,378.00
AO25D140018	656	1400	1937	\$1,294.00	\$1,553.00
AO25D180008	296	1800	1187	\$817.00	\$979.00
AO25D180010	368	1800	1444	\$880.00	\$1,056.00
AO25D180012	440	1800	1702	\$1,038.00	\$1,245.00
AO25D180014	512	1800	1955	\$1,152.00	\$1,383.00
AO25D180016	584	1800	2226	\$1,266.00	\$1,519.00
AO25D180022	800	1800	3007	\$1,758.00	\$2,110.00
AO25D200012	440	2000	1891	\$1,117.00	\$1,340.00
AO25D200014	512	2000	2172	\$1,242.00	\$1,490.00
AO25D200016	584	2000	2473	\$1,364.00	\$1,636.00
AO25D200018	656	2000	2766	\$1,534.00	\$1,841.00
AO25D220008	296	2200	1450	\$996.00	\$1,195.00
AO25D220012	440	2200	2080	\$1,259.00	\$1,511.00

Please see page 111 for A25 single & double horizontal pipe centres & drawings.

Please note: other sizes also available - contact Hunt Heating for more information.

A25 vertical shown on page 25

Single vertical

Model	Height (mm)	Width (mm)	Watts At 50°C	White Ex GST	Colours Ex GST
AV25S040008	400	296	175	\$228.00	\$274.00
AV25S050010	500	368	265	\$248.00	\$298.00
AV25S050012	500	440	318	\$284.00	\$342.00
AV25S050014	500	512	371	\$335.00	\$401.00
AV25S070008	700	296	286	\$292.00	\$351.00
AV25S070010	700	368	358	\$304.00	\$363.00
AV25S070012	700	440	430	\$346.00	\$416.00
AV25S070014	700	512	501	\$405.00	\$485.00
AV25S070016	700	584	573	\$444.00	\$531.00
AV25S100010	1000	368	494	\$362.00	\$435.00
AV25S100012	1000	440	593	\$420.00	\$504.00
AV25S100014	1000	512	692	\$488.00	\$587.00
AV25S100016	1000	584	790	\$535.00	\$642.00
AV25S100018	1000	656	889	\$600.00	\$720.00
AV25S100020	1000	728	988	\$634.00	\$760.00
AV25S100022	1000	800	1087	\$697.00	\$836.00
AV25S120006	1200	224	350	\$375.00	\$450.00
AV25S120008	1200	296	467	\$413.00	\$495.00
AV25S120010	1200	368	584	\$428.00	\$513.00
AV25S120012	1200	440	701	\$493.00	\$591.00
AV25S120014	1200	512	818	\$574.00	\$688.00
AV25S120016	1200	584	934	\$623.00	\$748.00
AV25S150006	1500	224	419	\$405.00	\$485.00
AV25S150008	1500	296	558	\$446.00	\$535.00
AV25S150010	1500	368	698	\$467.00	\$560.00
AV25S150012	1500	440	838	\$535.00	\$642.00
AV25S150014	1500	512	977	\$623.00	\$748.00
AV25S150016	1500	584	1117	\$683.00	\$820.00
AV25S150020	1500	728	1396	\$811.00	\$974.00
AV25S180006	1800	224	481	\$462.00	\$554.00
AV25S180008	1800	296	641	\$512.00	\$614.00
AV25S180010	1800	368	801	\$531.00	\$638.00
AV25S180012	1800	440	961	\$609.00	\$729.00
AV25S180014	1800	512	1121	\$712.00	\$854.00
AV25S180016	1800	584	1282	\$775.00	\$930.00
AV25S180020	1800	728	1602	\$925.00	\$1,109.00
AV25S180022	1800	800	1762	\$1,018.00	\$1,221.00
AV25S200008	2000	296	706	\$555.00	\$666.00
AV25S200010	2000	368	883	\$576.00	\$692.00
AV25S200012	2000	440	1060	\$659.00	\$791.00
AV25S200014	2000	512	1236	\$775.00	\$930.00
AV25S200016	2000	584	1413	\$842.00	\$1,011.00
AV25S200018	2000	656	1589	\$946.00	\$1,135.00
AV25S200020	2000	728	1766	\$1,005.00	\$1,206.00
AV25S200022	2000	800	1943	\$1,103.00	\$1,324.00
AV25S220008	2200	296	772	\$595.00	\$714.00
AV25S220010	2200	368	965	\$619.00	\$743.00
AV25S220014	2200	512	1351	\$825.00	\$990.00

Double vertical

Model	Height (mm)	Width (mm)	Watts At 50°C	White Ex GST	Colours Ex GST
AV25D040008	400	296	269	\$346.00	\$416.00
AV25D050010	500	368	416	\$393.00	\$472.00
AV25D050012	500	440	499	\$465.00	\$558.00
AV25D050014	500	512	582	\$516.00	\$620.00
AV25D070008	700	296	443	\$444.00	\$531.00
AV25D070010	700	368	544	\$477.00	\$573.00
AV25D070012	700	440	665	\$564.00	\$677.00
AV25D070014	700	512	776	\$626.00	\$751.00
AV25D070016	700	584	886	\$692.00	\$829.00
AV25D100010	1000	368	749	\$605.00	\$726.00
AV25D100012	1000	440	899	\$714.00	\$857.00
AV25D100014	1000	512	1049	\$796.00	\$956.00
AV25D100016	1000	584	1198	\$874.00	\$1,050.00
AV25D100018	1000	656	1348	\$983.00	\$1,180.00
AV25D100020	1000	728	1498	\$1,101.00	\$1,320.00
AV25D100022	1000	800	1648	\$1,213.00	\$1,456.00
AV25D120006	1200	224	524	\$654.00	\$785.00
AV25D120008	1200	296	699	\$666.00	\$798.00
AV25D120010	1200	368	874	\$718.00	\$863.00
AV25D120012	1200	440	1049	\$842.00	\$1,011.00
AV25D120014	1200	512	1224	\$942.00	\$1,130.00
AV25D120016	1200	584	1398	\$1,038.00	\$1,245.00
AV25D150006	1500	224	633	\$704.00	\$844.00
AV25D150008	1500	296	844	\$720.00	\$865.00
AV25D150010	1500	368	1055	\$775.00	\$930.00
AV25D150012	1500	440	1266	\$915.00	\$1,098.00
AV25D150014	1500	512	1477	\$1,018.00	\$1,221.00
AV25D150016	1500	584	1688	\$1,121.00	\$1,347.00
AV25D150020	1500	728	2110	\$1,413.00	\$1,696.00
AV25D180006	1800	224	703	\$802.00	\$961.00
AV25D180008	1800	296	1006	\$817.00	\$979.00
AV25D180010	1800	368	1258	\$880.00	\$1,056.00
AV25D180012	1800	440	1510	\$1,038.00	\$1,245.00
AV25D180014	1800	512	1761	\$1,152.00	\$1,383.00
AV25D180016	1800	584	2013	\$1,266.00	\$1,519.00
AV25D180020	1800	728	2516	\$1,602.00	\$1,923.00
AV25D180022	1800	800	2768	\$1,758.00	\$2,110.00
AV25D200008	2000	296	1074	\$880.00	\$1,056.00
AV25D200010	2000	368	1343	\$944.00	\$1,133.00
AV25D200012	2000	440	1612	\$1,117.00	\$1,340.00
AV25D200014	2000	512	1880	\$1,242.00	\$1,490.00
AV25D200016	2000	584	2149	\$1,364.00	\$1,636.00
AV25D200018	2000	656	2417	\$1,534.00	\$1,841.00
AV25D200020	2000	728	2686	\$1,719.00	\$2,063.00
AV25D200022	2000	800	2955	\$1,894.00	\$2,272.00
AV25D220008	2200	296	1163	\$996.00	\$1,195.00
AV25D220010	2200	368	1454	\$1,067.00	\$1,280.00
AV25D220014	2200	512	2036	\$1,406.00	\$1,687.00

Please note: other sizes also available - contact Hunt Heating for more information.

Camino horizontal shown on page 26

Overview

Steel; 35mm flat tubes with 35mm collectors
5 year warranty

Finish

White RAL 9010 as standard, 17 RAL Colours and 7 Special Finishes
1013 1015 1021 3000 3002 3003 3004 5014 5021 6016 7016 7035 9001
9005 9006 9007 9010
Please call **1300 00 1800** for a RAL or Special Finish chart

Delivery

Supplied to order approximate delivery time (14-20 weeks).

* Camino Horizontal radiators cannot be installed with flow and return on the same side.



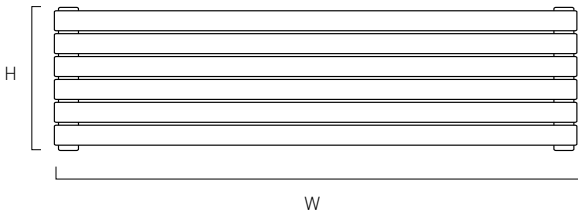
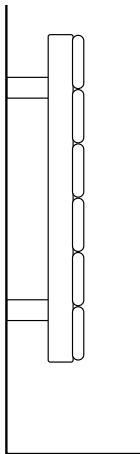
Single horizontal

Model	Height (mm)	Width (mm)	Watts Δt 50°c	White Ex GST	Colours Ex GST
CAMISH3261	325	610	202	\$767.00	\$957.00
CAMISH4861	485	610	302	\$926.00	\$1,162.00
CAMISH6461	645	610	403	\$1,151.00	\$1,438.00
CAMISH8061	805	610	503	\$1,418.00	\$1,771.00
CAMISH9661	965	610	604	\$1,668.00	\$2,093.00
CAMISH3210	325	1010	326	\$942.00	\$1,178.00
CAMISH4810	485	1010	490	\$1,136.00	\$1,423.00
CAMISH6410	645	1010	654	\$1,387.00	\$1,740.00
CAMISH8010	805	1010	817	\$1,714.00	\$2,148.00
CAMISH9610	965	1010	981	\$2,031.00	\$2,538.00
CAMISH3215	325	1510	482	\$1,116.00	\$1,396.00
CAMISH4815	485	1510	724	\$1,408.00	\$1,755.00
CAMISH6415	645	1510	965	\$1,679.00	\$2,102.00
CAMISH8015	805	1510	1207	\$2,083.00	\$2,599.00
CAMISH9615	965	1510	1449	\$2,451.00	\$3,066.00
CAMISH3218	325	1810	573	\$1,182.00	\$1,478.00
CAMISH4818	485	1810	859	\$1,489.00	\$1,857.00
CAMISH6418	645	1810	1146	\$1,802.00	\$2,252.00
CAMISH3220	325	2010	643	\$1,346.00	\$1,679.00
CAMISH4820	485	2010	966	\$1,607.00	\$2,011.00
CAMISH6420	645	2010	1290	\$1,985.00	\$2,482.00

Camino horizontal	Pipe centres left to right	Pipe centres from wall	Depth from wall
Single horizontal	width - 75mm	35mm - 47mm	63mm - 75mm

63-75mm

35-47mm



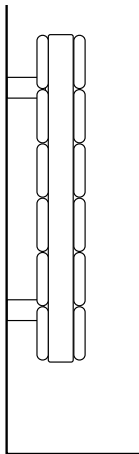
Double horizontal

Model	Height (mm)	Width (mm)	Watts Δt 50°c	White Ex GST	Colours Ex GST
CAMIDH3261	325	610	391	\$1,331.00	\$1,663.00
CAMIDH4861	485	610	585	\$1,612.00	\$2,016.00
CAMIDH6461	645	610	779	\$2,001.00	\$2,501.00
CAMIDH8061	805	610	974	\$2,461.00	\$3,080.00
CAMIDH9661	965	610	1168	\$2,907.00	\$3,633.00
CAMIDH3210	325	1010	632	\$1,636.00	\$2,047.00
CAMIDH4810	485	1010	949	\$1,975.00	\$2,466.00
CAMIDH6410	645	1010	1265	\$2,420.00	\$3,025.00
CAMIDH8010	805	1010	1582	\$2,989.00	\$3,735.00
CAMIDH9610	965	1010	1899	\$3,525.00	\$4,416.00
CAMIDH3215	325	1510	932	\$1,944.00	\$2,431.00
CAMIDH4815	485	1510	1400	\$2,441.00	\$3,050.00
CAMIDH6415	645	1510	1868	\$2,922.00	\$3,648.00
CAMIDH8015	805	1510	2336	\$3,618.00	\$4,517.00
CAMIDH9615	965	1510	2804	\$4,262.00	\$5,322.00
CAMIDH3218	325	1810	1109	\$2,052.00	\$2,574.00
CAMIDH4818	485	1810	1663	\$2,594.00	\$3,238.00
CAMIDH6418	645	1810	2218	\$3,131.00	\$3,919.00
CAMIDH3220	325	2010	1244	\$2,338.00	\$2,922.00
CAMIDH4820	485	2010	1870	\$2,795.00	\$3,495.00
CAMIDH6420	645	2010	2497	\$3,453.00	\$4,318.00

Camino horizontal	Pipe centres left to right	Pipe centres from wall	Depth from wall
Double horizontal	width - 50mm	80mm - 92mm	109mm - 121mm

109-121mm

80-92mm



Please note: Triple radiators are available - please contact Hunt Heating for more information.

Camino vertical shown on page 27

Overview

Steel; 35mm flat tubes with 35mm collectors
Optional B2 (underneath) connections available for vertical models
5 year warranty

Finish

White RAL 9010 as standard, 17 RAL Colours and 7 Special Finishes
1013 1015 1021 3000 3002 3003 3004 5014 5021 6016 7016 7035 9001
9005 9006 9007 9010
Please call **1300 00 1800** for a RAL or Special Finish chart

Delivery

Supplied to order approximate delivery time (14-20 weeks).

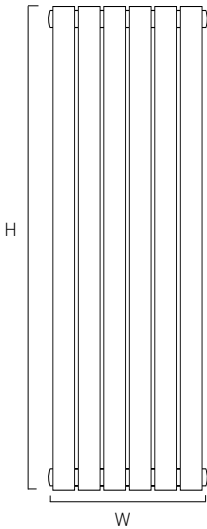


Single vertical

Model	Height (mm)	Width (mm)	Watts Δt 50°C	White Ex GST	Colours Ex GST
CAMISV1532	1510	325	518	\$1,043.00	\$1,305.00
CAMISV1548	1510	485	778	\$1,310.00	\$1,643.00
CAMISV1564	1510	645	1038	\$1,571.00	\$1,960.00
CAMISV1580	1510	805	1298	\$1,944.00	\$2,431.00
CAMISV1596	1510	965	1558	\$2,287.00	\$2,854.00
CAMISV1832	1810	325	616	\$1,105.00	\$1,377.00
CAMISV1848	1810	485	924	\$1,392.00	\$1,745.00
CAMISV1864	1810	645	1232	\$1,684.00	\$2,108.00
CAMISV2032	2010	325	691	\$1,259.00	\$1,571.00
CAMISV2048	2010	485	1039	\$1,504.00	\$1,878.00
CAMISV2064	2010	645	1387	\$1,853.00	\$2,323.00

Double vertical

Model	Height (mm)	Width (mm)	Watts Δt 50°C	White Ex GST	Colours Ex GST
CAMIDV1532	1510	325	782	\$1,817.00	\$2,272.00
CAMIDV1548	1510	485	1175	\$2,283.00	\$2,850.00
CAMIDV1564	1510	645	1567	\$2,727.00	\$3,412.00
CAMIDV1580	1510	805	1960	\$3,378.00	\$4,226.00
CAMIDV1596	1510	965	2353	\$3,981.00	\$4,974.00
CAMIDV1832	1810	325	930	\$1,924.00	\$2,405.00
CAMIDV1848	1810	485	1395	\$2,425.00	\$3,029.00
CAMIDV1864	1810	645	1860	\$2,927.00	\$3,659.00
CAMIDV2032	2010	325	1043	\$2,185.00	\$2,732.00
CAMIDV2048	2010	485	1569	\$2,614.00	\$3,269.00
CAMIDV2064	2010	645	2094	\$3,229.00	\$4,032.00



Single vertical	Pipe centres left to right	Pipe centres from wall	Depth from wall
Single vertical	width + valves	50mm	79mm

Double vertical	Pipe centres left to right	Pipe centres from wall	Depth from wall
Double vertical	width + valves	55mm	84mm

Underneath Connections	Ex GST
B2CONN	\$249
Underneath Connections pipe centres = width - 100mm	

PLEASE SPECIFY CONNECTION TYPE WHEN ORDERING:

←| | | | |← Connection type 5

→| | | | |→ Connection type 6

If top/bottom connectors are to be used, this does not need to be specified.

H2O Horizontal shown on page 28

Overview

Steel; 20mm x 15mm rectangular cross tubes with 35mm collectors
Optional B2 (underneath) connections available in vertical only
5 year warranty

Finish

White RAL 9010 as standard, 25 RAL colours and 9 Special Finishes
1001 1013 1015 1016 1021 2003 3000 3003 3015 5002 5012 5014 5017 6019
6027 7016 7035 7042 8011 9001 9005 9006 9007 9010 9011
Please call **1300 00 1800** for a RAL or Special Finish chart

Delivery

Supplied to order approximate delivery time (14-20 weeks).



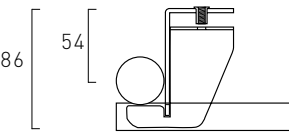
Single horizontal

Model	Height (mm)	Width (mm)	Watts Δt 50°C	White Ex GST	Colour Ex GST
HO20S100012	392	1000	474	\$1,175.00	\$1,410.00
HO20S100016	520	1000	632	\$1,272.00	\$1,526.00
HO20S100020	648	1000	790	\$1,397.00	\$1,677.00
HO20S120012	392	1200	569	\$1,199.00	\$1,440.00
HO20S120016	520	1200	759	\$1,306.00	\$1,567.00
HO20S120020	648	1200	948	\$1,444.00	\$1,734.00
HO20S160012	392	1600	759	\$1,313.00	\$1,574.00
HO20S160016	520	1600	1012	\$1,454.00	\$1,743.00
HO20S160020	648	1600	1265	\$1,628.00	\$1,954.00
HO20S180012	392	1800	854	\$1,340.00	\$1,609.00
HO20S180016	520	1800	1138	\$1,486.00	\$1,783.00
HO20S180020	648	1800	1423	\$1,676.00	\$2,011.00

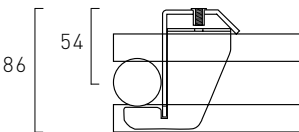
Double horizontal

Model	Height (mm)	Width (mm)	Watts Δt 50°C	White Ex GST	Colour Ex GST
HO20D100012	392	1000	749	\$1,577.00	\$1,892.00
HO20D100016	520	1000	979	\$1,769.00	\$2,123.00
HO20D100020	648	1000	1216	\$2,021.00	\$2,424.00
HO20D120012	392	1200	899	\$1,633.00	\$1,960.00
HO20D120016	520	1200	1175	\$1,846.00	\$2,215.00
HO20D120020	648	1200	1460	\$2,117.00	\$2,542.00
HO20D160012	392	1600	1198	\$1,876.00	\$2,251.00
HO20D160016	520	1600	1567	\$2,161.00	\$2,593.00
HO20D160020	648	1600	1946	\$2,524.00	\$3,028.00
HO20D180012	392	1800	1348	\$1,932.00	\$2,318.00
HO20D180016	520	1800	1763	\$2,232.00	\$2,677.00
HO20D180020	648	1800	2190	\$2,617.00	\$3,140.00

Please note: other sizes also available - contact Hunt Heating for more information.



H2O Horizontal	Pipe centres left to right	Pipe centres from wall	Depth from wall
Single horizontal	width - 40mm	54mm	86mm
Double horizontal	width - 40mm	54mm	86mm



H2O Vertical shown on page 29

Overview

Steel; 20mm x 15mm rectangular cross tubes with 35mm collectors
Optional B2 (underneath) connections available in vertical only
5 year warranty

Finish

White RAL 9010 as standard, 25 RAL colours and 9 Special Finishes
1001 1013 1015 1016 1021 2003 3000 3003 3015 5002 5012 5014 5017 6019
6027 7016 7035 7042 8011 9001 9005 9006 9007 9010 9011
Please call **1300 00 1800** for a RAL or Special Finish chart

Delivery

Supplied to order approximate delivery time (14-20 weeks).



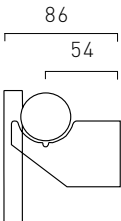
Single vertical

Model	Height (mm)	Width (mm)	Watts Δt 50°C	White Ex GST	Colour Ex GST
HV20S120012	1200	392	585	\$1,029.00	\$1,236.00
HV20S120016	1200	520	780	\$1,136.00	\$1,364.00
HV20S120020	1200	648	975	\$1,272.00	\$1,526.00
HV20S160012	1600	392	720	\$1,143.00	\$1,371.00
HV20S160016	1600	520	961	\$1,282.00	\$1,538.00
HV20S160020	1600	648	1201	\$1,458.00	\$1,750.00
HV20S180012	1800	392	803	\$1,170.00	\$1,403.00
HV20S180016	1800	520	1070	\$1,313.00	\$1,574.00
HV20S180020	1800	648	1338	\$1,502.00	\$1,802.00
HV20S200012	2000	392	885	\$1,195.00	\$1,433.00
HV20S200016	2000	520	1180	\$1,349.00	\$1,618.00
HV20S200020	2000	648	1475	\$1,549.00	\$1,858.00

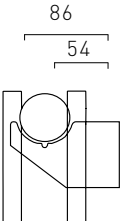
Double vertical

Model	Height (mm)	Width (mm)	Watts Δt 50°C	White Ex GST	Colour Ex GST
HV20D120012	1200	392	876	\$1,461.00	\$1,753.00
HV20D120016	1200	520	1168	\$1,676.00	\$2,011.00
HV20D120020	1200	648	1460	\$1,944.00	\$2,332.00
HV20D160012	1600	392	1115	\$1,705.00	\$2,047.00
HV20D160016	1600	520	1487	\$1,991.00	\$2,390.00
HV20D160020	1600	648	1859	\$2,354.00	\$2,824.00
HV20D180012	1800	392	1261	\$1,763.00	\$2,115.00
HV20D180016	1800	520	1681	\$2,062.00	\$2,474.00
HV20D180020	1800	648	2101	\$2,447.00	\$2,936.00
HV20D200012	2000	392	1346	\$1,823.00	\$2,188.00
HV20D200016	2000	520	1794	\$2,133.00	\$2,561.00
HV20D200020	2000	648	2243	\$2,545.00	\$3,054.00

Please note: other sizes also available - contact Hunt Heating for more information.



H2O Vertical	Pipe centres left to right	Pipe centres from wall	Depth from wall
Single vertical	width + valves	54mm	86mm
Double vertical	width + valves	54mm	86mm



Overview

Triangular Steel tubes
10 year warranty

Finish

Traffic White RAL 9016 or Sandblast Grey as standard plus a range of RAL Colours and special finishes.
Please call **1300 00 1800** for a RAL chart

Delivery

Supplied to order approximate delivery time (14-20 weeks).



Iguana Aplano

Model	Height (mm)	Width (mm)	Watts Δt 50°c	Standard Ex GST	Colours Ex GST
APLW.180.030	1800	300	700	\$1,714.00	\$2,057.00
APLW.180.041	1800	410	954	\$2,236.00	\$2,683.00
APLW.180.052	1800	520	1208	\$2,760.00	\$3,312.00
APLW.180.063	1800	630	1463	\$3,286.00	\$3,943.00
APLW.180.074	1800	740	1717	\$3,808.00	\$4,570.00
APLW.180.085	1800	850	1972	\$4,331.00	\$5,197.00
APLW.192.030	1920	300	733	\$1,779.00	\$2,135.00
APLW.192.041	1920	410	999	\$2,325.00	\$2,790.00
APLW.192.052	1920	520	1265	\$2,870.00	\$3,444.00
APLW.192.063	1920	630	1532	\$3,416.00	\$4,099.00
APLW.192.074	1920	740	1798	\$3,963.00	\$4,756.00
APLW.192.085	1920	850	2065	\$4,509.00	\$5,411.00
APLW.200.030	2000	300	754	\$1,820.00	\$2,184.00
APLW.200.041	2000	410	1028	\$2,381.00	\$2,857.00
APLW.200.052	2000	520	1302	\$2,945.00	\$3,534.00
APLW.200.063	2000	630	1576	\$3,501.00	\$4,201.00
APLW.200.074	2000	740	1850	\$4,065.00	\$4,878.00
APLW.200.085	2000	850	2124	\$4,627.00	\$5,552.00
APLW.220.030	2200	300	804	\$1,922.00	\$2,306.00
APLW.220.041	2200	410	1097	\$2,523.00	\$3,028.00
APLW.220.052	2200	520	1389	\$3,121.00	\$3,745.00
APLW.220.063	2200	630	1681	\$3,725.00	\$4,470.00
APLW.220.074	2200	740	1974	\$4,322.00	\$5,186.00
APLW.220.085	2200	850	2266	\$4,922.00	\$5,906.00
APLW.240.030	2400	300	851	\$2,027.00	\$2,432.00
APLW.240.041	2400	410	1161	\$2,667.00	\$3,200.00
APLW.240.052	2400	520	1470	\$3,304.00	\$3,965.00
APLW.240.063	2400	630	1780	\$3,941.00	\$4,729.00
APLW.240.074	2400	740	2090	\$4,579.00	\$5,495.00
APLW.240.085	2400	850	2399	\$5,216.00	\$6,259.00

Iguana Aplano Plus

Model	Height (mm)	Width (mm)	Watts Δt 50°c	Standard Ex GST	Colours Ex GST
APPW.180.030	1800	300	964	\$2,055.00	\$2,466.00
APPW.180.041	1800	410	1314	\$2,681.00	\$3,217.00
APPW.180.052	1800	520	1664	\$3,313.00	\$3,976.00
APPW.180.063	1800	630	2015	\$3,943.00	\$4,732.00
APPW.180.074	1800	740	2365	\$4,569.00	\$5,483.00
APPW.180.085	1800	850	2716	\$5,195.00	\$6,234.00
APPW.192.030	1920	300	997	\$2,136.00	\$2,563.00
APPW.192.041	1920	410	1359	\$2,790.00	\$3,348.00
APPW.192.052	1920	520	1721	\$3,442.00	\$4,130.00
APPW.192.063	1920	630	2084	\$4,098.00	\$4,918.00
APPW.192.074	1920	740	2446	\$4,754.00	\$5,705.00
APPW.192.085	1920	850	2809	\$5,409.00	\$6,491.00
APPW.200.030	2000	300	1018	\$2,184.00	\$2,621.00
APPW.200.041	2000	410	1388	\$2,856.00	\$3,427.00
APPW.200.052	2000	520	1758	\$3,533.00	\$4,240.00
APPW.200.063	2000	630	2128	\$4,200.00	\$5,040.00
APPW.200.074	2000	740	2498	\$4,877.00	\$5,852.00
APPW.200.085	2000	850	2868	\$5,550.00	\$6,660.00
APPW.220.030	2200	300	1070	\$2,308.00	\$2,770.00
APPW.220.041	2200	410	1460	\$3,024.00	\$3,629.00
APPW.220.052	2200	520	1849	\$3,744.00	\$4,493.00
APPW.220.063	2200	630	2238	\$4,469.00	\$5,363.00
APPW.220.074	2200	740	2627	\$5,186.00	\$6,223.00
APPW.220.085	2200	850	3016	\$5,907.00	\$7,088.00
APPW.240.030	2400	300	1121	\$2,431.00	\$2,917.00
APPW.240.041	2400	410	1529	\$3,198.00	\$3,838.00
APPW.240.052	2400	520	1936	\$3,963.00	\$4,756.00
APPW.240.063	2400	630	2377	\$4,729.00	\$5,675.00
APPW.240.074	2400	740	2510	\$5,496.00	\$6,595.00
APPW.240.085	2400	850	3159	\$6,260.00	\$7,512.00

Iguana Aplano	Pipe centres left to right	Pipe centres from wall	Depth from wall
Aplano	50mm (central)	50mm	80mm
Aplano Plus	50mm (central)	90mm	120mm

Overview

Triangular Steel tubes
10 year warranty

Finish

Traffic White RAL 9016 or Sandblast Grey as standard plus a range of RAL Colours and special finishes.
Please call **1300 00 1800** for a RAL chart

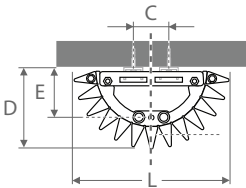
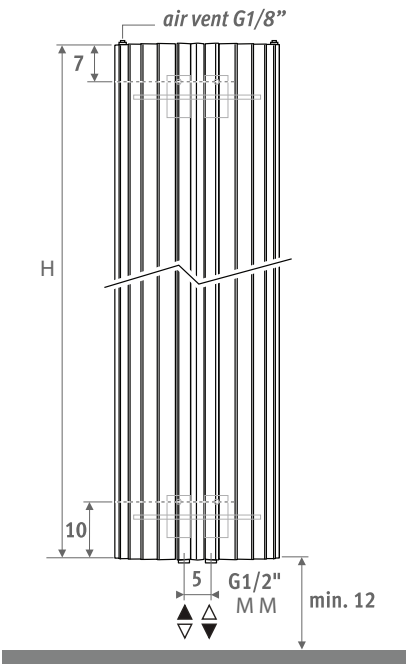
Delivery

Supplied to order approximate delivery time (14-20 weeks).



Iguana Circo Wall Mounted

Model	Height (mm)	Width (mm)	Watts Δt 50°C	Standard Ex GST	Colours Ex GST
CIRW.180.027	1800	278	801	\$1,561.00	\$1,872.00
CIRW.180.031	1800	313	946	\$1,800.00	\$2,160.00
CIRW.180.034	1800	348	1092	\$2,039.00	\$2,446.00
CIRW.192.027	1920	278	854	\$1,622.00	\$1,946.00
CIRW.192.031	1920	313	1009	\$1,871.00	\$2,245.00
CIRW.192.034	1920	348	1164	\$2,121.00	\$2,545.00
CIRW.200.027	2000	278	887	\$1,658.00	\$1,988.00
CIRW.200.031	2000	313	1049	\$1,915.00	\$2,298.00
CIRW.200.034	2000	348	1209	\$2,171.00	\$2,605.00
CIRW.220.027	2200	278	961	\$1,753.00	\$2,103.00
CIRW.220.031	2200	313	1136	\$2,026.00	\$2,432.00
CIRW.220.034	2200	348	1311	\$2,299.00	\$2,759.00
CIRW.240.027	2400	278	1024	\$1,847.00	\$2,217.00
CIRW.240.031	2400	313	1210	\$2,139.00	\$2,567.00
CIRW.240.034	2400	348	1397	\$2,432.00	\$2,919.00



L	Pipe centres left to right	C - Brackets	D - Depth	E - Pipe Centres off wall
278	50mm	74mm	142mm	77mm
313	50mm	108mm	157mm	96mm
348	50mm	144mm	177mm	115mm

Miro Horizontal shown on page 32

Overview

Steel; 75mm flat tubes with 38mm collectors
5 year warranty

Finish

White RAL 9010 as standard, 24 RAL Colours & 10 Special Finishes
Please call **1300 00 1800** for a RAL chart

Delivery

Supplied to order approximate delivery time [14-20 weeks].



Type 10 horizontal

Model	Height (mm)	Width (mm)	Watts Δt 50°c	White Ex GST	Colours Ex GST
MIROH10 305X1000	305	1000	328	\$596.00	\$778.00
MIROH10 305X1740	305	1740	590	\$757.00	\$985.00
MIROH10 305X2000	305	2000	656	\$788.00	\$1,026.00
MIROH10 455X1000	455	1000	477	\$700.00	\$912.00
MIROH10 455X1740	455	1740	859	\$917.00	\$1,198.00
MIROH10 455X2000	455	2000	954	\$954.00	\$1,244.00
MIROH10 605X600	605	600	378	\$721.00	\$938.00
MIROH10 605X800	605	800	504	\$757.00	\$985.00
MIROH10 605X1000	605	1000	630	\$799.00	\$1,042.00
MIROH10 605X1740	605	1740	1134	\$1,073.00	\$1,399.00
MIROH10 605X2000	605	2000	1260	\$1,120.00	\$1,456.00
MIROH10 755X600	755	600	470	\$803.00	\$1,047.00
MIROH10 755X800	755	800	627	\$850.00	\$1,109.00
MIROH10 755X1000	755	1000	784	\$902.00	\$1,177.00
MIROH10 755X1740	755	1740	1411	\$1,229.00	\$1,602.00
MIROH10 755X2000	755	2000	1568	\$1,286.00	\$1,674.00
MIROH10 905X600	905	600	566	\$887.00	\$1,156.00
MIROH10 905X800	905	800	754	\$948.00	\$1,234.00
MIROH10 905X2000	905	2000	1866	\$1,451.00	\$1,887.00
MIROH10 1050X600	1050	600	657	\$969.00	\$1,265.00
MIROH10 1050X800	1050	800	876	\$1,042.00	\$1,359.00
MIROH10 1205X600	1205	600	749	\$1,053.00	\$1,368.00
MIROH10 1205X800	1205	800	999	\$1,135.00	\$1,477.00
MIROH10 1355X600	1355	600	843	\$1,141.00	\$1,483.00

Type 20 horizontal

Model	Height (mm)	Width (mm)	Watts Δt 50°c	White Ex GST	Colours Ex GST
MIROH20 305X1000	305	1000	594	\$1,011.00	\$1,317.00
MIROH20 305X1740	305	1740	1069	\$1,290.00	\$1,680.00
MIROH20 305X2000	305	2000	1188	\$1,343.00	\$1,747.00
MIROH20 455X1000	455	1000	828	\$1,187.00	\$1,544.00
MIROH20 455X1740	455	1740	1490	\$1,555.00	\$2,022.00
MIROH20 455X2000	455	2000	1656	\$1,623.00	\$2,110.00
MIROH20 605X600	605	600	631	\$1,218.00	\$1,586.00
MIROH20 605X800	605	800	841	\$1,286.00	\$1,674.00
MIROH20 605X1000	605	1000	1051	\$1,359.00	\$1,768.00
MIROH20 605X1740	605	1740	1892	\$1,825.00	\$2,374.00
MIROH20 605X2000	605	2000	2102	\$1,902.00	\$2,478.00
MIROH20 755X600	755	600	760	\$1,363.00	\$1,773.00
MIROH20 755X800	755	800	1014	\$1,447.00	\$1,882.00
MIROH20 755X1000	755	1000	1267	\$1,535.00	\$1,995.00
MIROH20 755X1740	755	1740	2281	\$2,089.00	\$2,716.00
MIROH20 755X2000	755	2000	2534	\$2,188.00	\$2,846.00
MIROH20 905X600	905	600	887	\$1,504.00	\$1,955.00
MIROH20 905X800	905	800	1183	\$1,607.00	\$2,089.00
MIROH20 905X2000	905	2000	2958	\$2,467.00	\$3,209.00
MIROH20 1050X600	1050	600	1012	\$1,649.00	\$2,146.00
MIROH20 1050X800	1050	800	1350	\$1,768.00	\$2,301.00
MIROH20 1205X600	1205	600	1136	\$1,789.00	\$2,328.00
MIROH20 1205X800	1205	800	1514	\$1,923.00	\$2,504.00
MIROH20 1355X600	1355	600	1259	\$1,934.00	\$2,515.00



Miro horizontal	Pipe centres left to right	Pipe centres from wall	Depth from wall
Single horizontal	width - 50mm	50mm - 62mm	80mm - 92mm

Miro horizontal	Pipe centres left to right	Pipe centres from wall	Depth from wall
Double horizontal	width - 50mm	63mm - 72mm	93mm - 102mm

Please note: Same side top and bottom connection also available.

Miro Vertical shown on page 33

Overview

Steel; 75mm flat tubes with 38mm collectors
5 year warranty

Finish

White RAL 9010 as standard, 24 RAL Colours & 10 Special Finishes
Please call **1300 00 1800** for a RAL chart

Delivery

Supplied to order approximate delivery time (14-20 weeks).


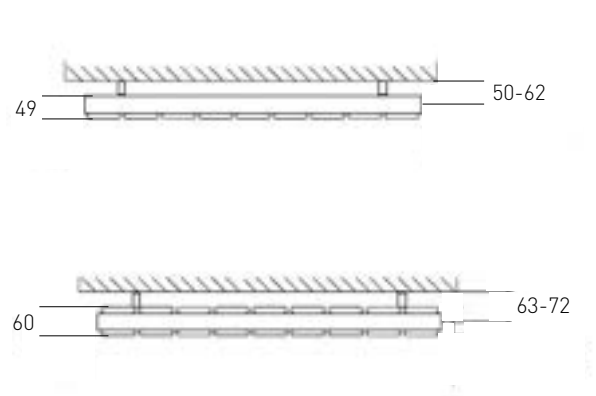


Type 10 vertical

Model	Height (mm)	Width (mm)	Watts At 50°c	White Ex GST	Colours Ex GST
MIROV10 600X605	600	605	426	\$721.00	\$938.00
MIROV10 600X755	600	755	533	\$803.00	\$1,047.00
MIROV10 600X905	600	905	640	\$887.00	\$1,156.00
MIROV10 600X1050	600	1050	746	\$969.00	\$1,265.00
MIROV10 600X1205	600	1205	853	\$1,053.00	\$1,368.00
MIROV10 600X1355	600	1355	959	\$1,141.00	\$1,483.00
MIROV10 800X605	800	605	561	\$757.00	\$985.00
MIROV10 800X755	800	755	701	\$850.00	\$1,109.00
MIROV10 800X905	800	905	841	\$948.00	\$1,234.00
MIROV10 800X1050	800	1050	981	\$1,042.00	\$1,359.00
MIROV10 800X1205	800	1205	1122	\$1,135.00	\$1,477.00
MIROV10 1000X305	1000	305	347	\$596.00	\$778.00
MIROV10 1000X455	1000	455	521	\$700.00	\$912.00
MIROV10 1000X605	1000	605	694	\$799.00	\$1,042.00
MIROV10 1000X755	1000	755	868	\$902.00	\$1,177.00
MIROV10 1740X305	1740	305	604	\$757.00	\$985.00
MIROV10 1740X455	1740	455	906	\$917.00	\$1,198.00
MIROV10 1740X605	1740	605	1208	\$1,073.00	\$1,399.00
MIROV10 1740X755	1740	755	1510	\$1,229.00	\$1,602.00
MIROV10 2000X305	2000	305	668	\$788.00	\$1,026.00
MIROV10 2000X455	2000	455	1002	\$954.00	\$1,244.00
MIROV10 2000X605	2000	605	1336	\$1,120.00	\$1,456.00
MIROV10 2000X755	2000	755	1670	\$1,286.00	\$1,674.00
MIROV10 2000X905	2000	905	2004	\$1,451.00	\$1,887.00

Type 20 vertical

Model	Height (mm)	Width (mm)	Watts At 50°c	White Ex GST	Colours Ex GST
MIROV20 600X605	600	605	641	\$1,218.00	\$1,586.00
MIROV20 600X755	600	755	801	\$1,363.00	\$1,773.00
MIROV20 600X905	600	905	961	\$1,504.00	\$1,955.00
MIROV20 600X1050	600	1050	1121	\$1,649.00	\$2,146.00
MIROV20 600X1205	600	1205	1282	\$1,789.00	\$2,328.00
MIROV20 600X1355	600	1355	1442	\$1,934.00	\$2,515.00
MIROV20 800X605	800	605	832	\$1,286.00	\$1,674.00
MIROV20 800X755	800	755	1040	\$1,447.00	\$1,882.00
MIROV20 800X905	800	905	1248	\$1,607.00	\$2,089.00
MIROV20 800X1050	800	1050	1456	\$1,768.00	\$2,301.00
MIROV20 800X1205	800	1205	1664	\$1,923.00	\$2,504.00
MIROV20 1000X305	1000	305	508	\$1,011.00	\$1,317.00
MIROV20 1000X455	1000	455	762	\$1,187.00	\$1,544.00
MIROV20 1000X605	1000	605	1016	\$1,359.00	\$1,768.00
MIROV20 1000X755	1000	755	1270	\$1,535.00	\$1,995.00
MIROV20 1740X305	1740	305	864	\$1,290.00	\$1,680.00
MIROV20 1740X455	1740	455	1296	\$1,555.00	\$2,022.00
MIROV20 1740X605	1740	605	1728	\$1,825.00	\$2,374.00
MIROV20 1740X755	1740	755	2160	\$2,089.00	\$2,716.00
MIROV20 2000X305	2000	305	952	\$1,343.00	\$1,747.00
MIROV20 2000X455	2000	455	1428	\$1,623.00	\$2,110.00
MIROV20 2000X605	2000	605	1904	\$1,902.00	\$2,478.00
MIROV20 2000X755	2000	755	2380	\$2,188.00	\$2,846.00
MIROV20 2000X905	2000	905	2856	\$2,467.00	\$3,209.00



Miro vertical	Pipe centres left to right	Pipe centres from wall	Depth from wall
Single vertical	width + valves	50mm - 62mm	80mm - 92mm
Double vertical	width + valves	63mm - 72mm	93mm - 102mm

Please note: Bottom opposite end connection also available.

Overview

Steel; 70x11mm rectangular tubes with 38mm round collectors
10 year warranty

Finish

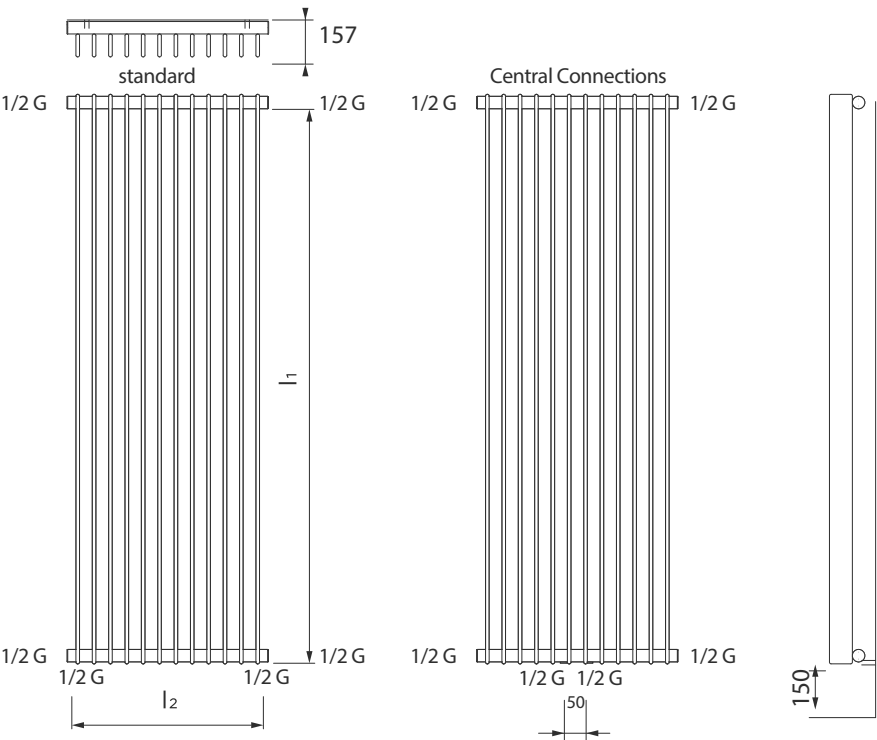
White RAL 9010 as standard
Please call **1300 00 1800** for a RAL or Special Finish chart

Delivery

Supplied to order approximate delivery time (14-20 weeks).



Model	Height (mm)	Width (mm)	Watts Δt 50°C	White Ex GST
GATE5561W	550	611	490	\$1,089.00
GATE5581W	550	811	653	\$1,141.00
GATE5510W	550	1011	816	\$1,399.00
GATE5512W	550	1211	979	\$1,504.00
GATE5514W	550	1411	1142	\$1,659.00
GATE6561W	650	611	568	\$1,192.00
GATE6581W	650	811	757	\$1,244.00
GATE6510W	650	1011	946	\$1,348.00
GATE6512W	650	1211	1135	\$1,555.00
GATE6514W	650	1411	1324	\$1,762.00
GATE1541W	1500	411	820	\$1,141.00
GATE1551W	1500	511	1025	\$1,399.00
GATE1561W	1500	611	1230	\$1,659.00
GATE1741W	1740	411	945	\$1,348.00
GATE1751W	1740	511	1181	\$1,659.00
GATE1761W	1740	611	1417	\$1,555.00
GATE2041W	2000	411	1080	\$1,399.00
GATE2051W	2000	511	1350	\$1,529.00
GATE2061W	2000	611	1619	\$1,659.00



Overview

Steel; Electric; Slimline radiator cloaked in a steel cover
2 year warranty

Finish

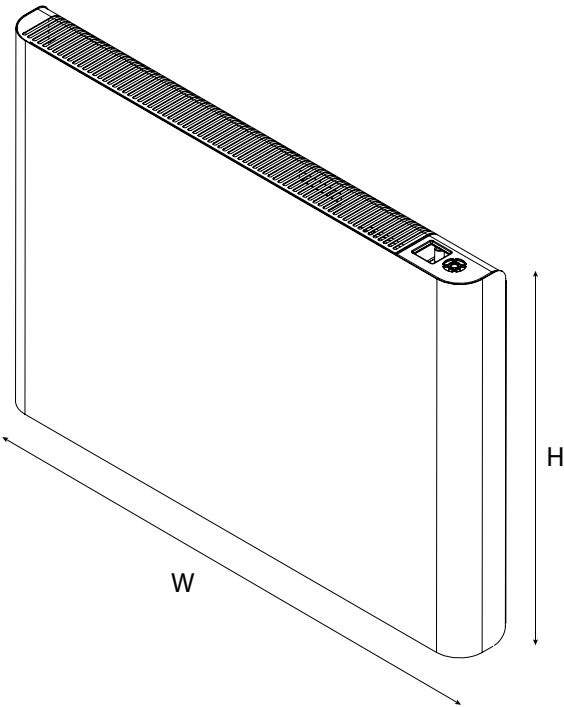
Matt White

Delivery

In stock



Model	Height (mm)	Width (mm)	Watts	White Ex GST
CLOUD1000W	600	542	1000	\$962.00
CLOUD1500W	600	822	1500	\$1,121.00
CLOUD2000W	600	1040	2000	\$1,251.00



Roll shown on page 37

Overview

Steel, Electric, 89mm diameter oil filled cylindrical tube fitted with Australian plug
2 year warranty

Finish

Matt White, Matt Anthracite

Delivery

In stock

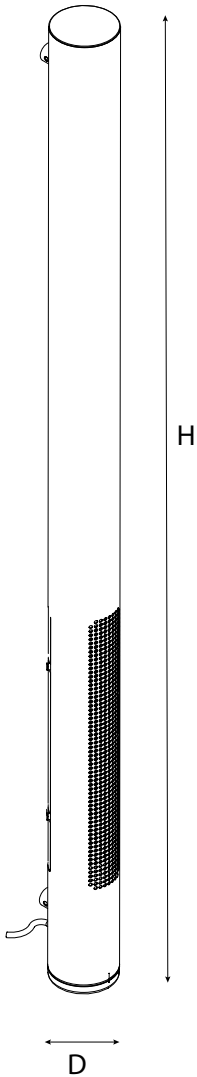



Standard

Model	Height (mm)	Diameter (mm)	Watts	Matt White Ex GST	Matt Anthracite Ex GST
ROLL500	1424	89	500	\$1,163.00	\$1,332.00

With Fan

Model	Height (mm)	Diameter (mm)	Watts	Matt White Ex GST	Matt Anthracite Ex GST
ROLL1300	1453	89	Fan off - 300 Fan on - 1300	\$1,604.00	\$1,679.00



Sectional Aluminium / Aluminium Accessories

Overview

Aluminium; 3 different profiles; Blitz, Garda and Camber
5 year warranty



Finish

Blitz and Garda: White RAL 9010 as standard, 3 Special Finishes
Camber: Over 25 special finishes

Delivery

Supplied to order approximate delivery time (14-20 weeks).

The Sectional Aluminium range offers 3 designs to accommodate any choice of interior scheme and is incredibly versatile with hundreds of possible size options across the range all available from stock.

Selecting your radiator is easy

- First work out the required heat output for your room; to find your outputs consult your installer or you can use the heat output calculator on our website www.huntheat.com.au,
- For Blitz and Garda, build a radiator by section to meet your needs using the section tables on pages 127. You can alter the height and number of sections to achieve required KW output within a fixed space. Camber is sold as a complete radiator.

Ordering your sectional Aluminium Radiator can be completed in a few simple steps

- All prices and outputs are given by section.
- Price is per section for Blitz and Garda, be sure to order required fittings pack. Camber is sold as a complete radiator, including all fittings and wall brackets

- 1. Consider the rough dimensions of the radiator(s) you need for your room(s);** vertical or horizontal, length, height & depth
- 2. Choose a suitable height per section allowing at least 100mm for pipework coming from the floor**
- 3. Calculate the number of Sections you need by dividing the required Kws output with the Kws output per section; e.g 1.758kw divided by 0.143kw = 12.29 sections, (we always suggest rounding up, as it is better to have too much output, than too little) therefore 13 sections based on Blitz 657 high**
- 4. Work out the price of your radiator by multiplying the section price by the total number of sections e.g Blitz 657 high, 13 sections in white = \$57 x 13 = \$741**
- 5. Place your order by using the Sectional Model Code x No. of Sections needed and noting the colour number and name selected; e.g BLITZ657 X 13 in White RAL 9010**

Overview

Aluminium
10 year warranty

Finish

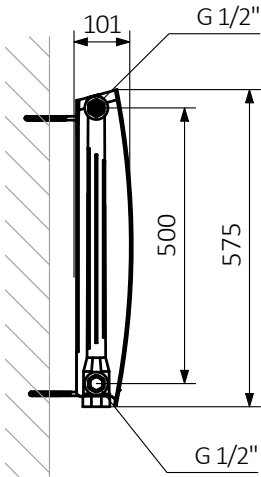
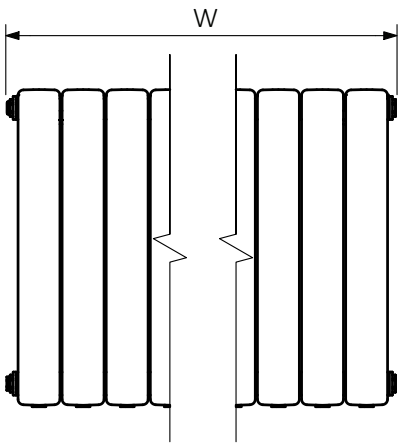
22 special finishes

Delivery

Supplied to order approximate delivery time (14-20 weeks).



Model	Height (mm)	Width (mm)	Watts Δt 50°C	Colours Ex GST
WGCAM057016	575	181	212	\$183.00
WGCAM057032	575	341	424	\$313.00
WGCAM057048	575	501	636	\$445.00
WGCAM057064	575	661	848	\$577.00
WGCAM057080	575	821	1060	\$658.00
WGCAM057096	575	981	1272	\$839.00
WGCAM057112	575	1141	1484	\$971.00
WGCAM057128	575	1301	1696	\$1,101.00
WGCAM057144	575	1461	1908	\$1,233.00
WGCAM057160	575	1621	2120	\$1,365.00



Blitz & Garda shown on pages 40-41

Overview

Aluminium
10 year warranty




Finish

White RAL 9010 as standard, 3 Special Finishes

Delivery

Supplied to order approximate delivery time (14-20 weeks).

Outputs & price given per section, please see page 125 for help on choosing your radiator or call us on 1300 00 1800.



Blitz shown on page 40

Model	Height A (mm)	Width (mm)	Watts Δt 50°C	White Ex GST	Colours Ex GST
BLITZ407	407	80	92	\$56.00	\$82.00
BLITZ557	557	80	120	\$62.00	\$90.00
BLITZ657	657	80	143	\$66.00	\$94.00
BLITZ757	757	80	162	\$75.00	\$108.00
BLITZ857	857	80	178	\$78.00	\$114.00



Optional Blitz End Panels (price is per pair, available White RAL 9010 only)

Model	Height A (mm)	White Ex GST
BLITZ407	407	\$118.00
BLITZ557	557	\$141.00
BLITZ657	657	\$145.00
BLITZ757	757	\$154.00
BLITZ857	857	\$168.00

Please specify at time of order

Blitz End Panel



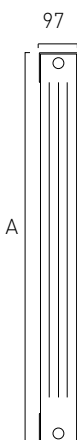
Blitz Fittings Pack - REQUIRED

Model	Description	Sections	White Ex GST	Colours Ex GST
BLITZKIT1	Bushes, gaskets, plug, airvent and brackets	up to 10 sections	\$41.00	\$182.00
BLITZKIT2	Bushes, gaskets, plug, airvent and brackets	11-20 sections	\$60.00	\$196.00

Note: Supplied pre-assembled in up to 20 sections (1600mm), wider radiators must be joined on site.

Garda shown on page 41

Model	Height A (mm)	Width (mm)	Watts Δt 50°C	White Ex GST	Colours Ex GST
GARDA966	966	80	182	\$173.00	-
GARDA1066	1066	80	195	\$179.00	-
GARDA1266	1266	80	223	\$200.00	-
GARDA1466	1466	80	250	\$228.00	-
GARDA1666	1666	80	275	\$242.00	\$350.00
GARDA1866	1866	80	300	\$269.00	\$390.00
GARDA2066	2066	80	324	\$297.00	\$430.00



Garda Fittings Pack - REQUIRED

Model	Description	Sections	White Ex GST	Colours Ex GST
GARDAKIT1	Bushes, gaskets, plug, airvent and brackets	up to 10 sections	\$118.00	\$182.00

Note: Supplied pre-assembled in up to 10 sections (800mm), wider radiators must be joined on site.

Overview


Steel multi column
5 year warranty

Finish

The Ancona range can be specified in one of the 72 colours and special finishes (from Ancona Colour Chart) including Wavy, Textured, Mottled, Metallic and Gold finishes.

Delivery

Supplied to order approximate delivery time (14-20 weeks).



The Ancona® range gives you the ability to create a radiator that matches your exact requirements offering every possible choice of size, variation of steel multi column, a choice of 72 colours and special finishes.

To order RAL and/or Special Finish Charts or for help choosing sizes, please call our Customer Services team on 1300 00 1800 or go to our website www.huntheat.com.au.

Ordering your Ancona Made To Order Radiator can be completed in 7 easy steps

All prices and outputs are given per section in the tables on page 131

Price per section includes plugs, bushes and diverter. Mounting options must be selected separately, these will include the air vent and appropriate number of wall ties.

- 1. Work out the required output for your room;** To find your outputs consult your installer, or use the heat output calculator on our website www.huntheat.com.au
- 2. Consider the rough dimensions of the radiator(s) you need for your room(s);** vertical or horizontal, length, height & depth
- 3. Choose a suitable Column depth (2, 3, 4, 5 or 6 column), Height and Mounting Option;** welded feet, cast feet, or wall brackets.
- 4. Calculate the number of Sections you need by dividing the required kws output for the room with the kws output per section; e.g 2.145kws divided by 0.065kws = 33 sections, based on 3 column, 600mm high sections**
(Always round up to the next whole number of sections)
- 5. Choose your colour from over 70 colours and special finishes; white RAL 9010 is our standard finish**
- 6. Work out the price of your radiator by multiplying the section price by the total number of sections, adding the cost of your chosen mounting option; e.g 33 x 32 = \$1056 + \$430 (welded feet kit) = \$1486**
- 7. Place your order using the Sectional Model Code x No. of Sections needed, noting the Mounting Option and the name and number of colour you have chosen;**
e.g NANC03C60W x 33 sections, RAL 9010 pure white, with welded feet.
If you have chosen a colour use the colour reference 'R' instead of 'W' and list the colour number and name
A more detailed description can be found on our web site www.huntheat.com.au

Helpful notes & advice;

Please call us on **1300 00 1800** if you need any further information or help with specifying your Ancona®.

Sizes can be achieved by combining column depth, height and number of sections to achieve desired output.

Ancona sections are 46mm wide, therefore the total radiator length is; "no. of Sections x 46mm + 24mm for bushes + valves"

When considering the height of your radiator remember that your mounting option will affect the overall height of your radiator

Made To Order Ancona's® are supplied factory assembled up to a maximum of 40 sections. For radiators outside these parameters please consult Customer Services to discuss your requirements. All Ancona's® come supplied as a finished radiator with ½" B.O.E. (Bottom Opposite End) connections as standard.

You can also choose a range of valves and accessories to complement your radiator see opposite for more information on Manual Brass Airvents and Multi Brushes. Valves can be found on pages 79-88

Ancona® Colours & Special Finishes

The Ancona® range is available in White RAL 9010 as standard or it can be specified in one of the 72 colours and special finishes (from Ancona Colour Chart) including Wavy, Textured, Mottled, Metallic and Gold finishes.

Call 1300 00 1800 for a RAL or special finish chart.



Carbon



Classic Gold



Black Silver 2



Anthracite



Milky



Gold Black



Metal Sparkling Black



Matt Black

Please specify your chosen RAL colour or special finish at time of order.

Ancona® Accessories

Manual Brass Airvents

As an alternative, why not order an Ancona® manual brass airvent to co-ordinate with your chosen colour or to match your valve. 1 airvent is needed per Ancona® radiator; please specify at time of order.

Model	Description	Price Ex GST
PPAVB	Brass airvent	\$8.00



Radiator Brushes

These brushes are perfect for quickly and easily cleaning tricky, hard to reach places between the bars of tubular radiators and towel rails.

Model	Description	Price Ex GST
AABRUSHM	Wool Radiator Brush	\$88.00



2 Column - 66mm Deep

Model	Height A (mm)	Watts Δt 50°C	White Ex GST	Colours Ex GST
NANCO2C27	207	18	\$30.00	\$38.00
NANCO2C30	300	26	\$32.00	\$41.00
NANCO2C40	400	33	\$32.00	\$41.00
NANCO2C50	500	40	\$33.00	\$43.00
NANCO2C55	556	44	\$32.00	\$39.00
NANCO2C60	600	47	\$32.00	\$41.00
NANCO2C65	656	51	\$33.00	\$43.00
NANCO2C75	750	58	\$35.00	\$44.00
NANCO2C90	900	68	\$37.00	\$46.00
NANCO2C10	1000	75	\$41.00	\$52.00
NANCO2C12	1200	90	\$55.00	\$69.00
NANCO2C15	1500	111	\$70.00	\$89.00
NANCO2C16	1656	123	\$84.00	\$104.00
NANCO2C18	1800	134	\$76.00	\$95.00
NANCO2C20	2000	150	\$85.00	\$106.00
NANCO2C25	2500	191	\$118.00	\$148.00

3 column - 107mm Deep

Model	Height A (mm)	Watts Δt 50°C	White Ex GST	Colours Ex GST
NANCO3C27	207	25	\$37.00	\$47.00
NANCO3C30	300	35	\$45.00	\$55.00
NANCO3C40	400	45	\$39.00	\$49.00
NANCO3C50	500	55	\$36.00	\$45.00
NANCO3C55	556	61	\$35.00	\$44.00
NANCO3C60	600	65	\$32.00	\$41.00
NANCO3C65	656	71	\$32.00	\$41.00
NANCO3C75	750	80	\$39.00	\$49.00
NANCO3C90	900	95	\$44.00	\$54.00
NANCO3C10	1000	104	\$49.00	\$61.00
NANCO3C12	1200	124	\$70.00	\$89.00
NANCO3C15	1500	152	\$91.00	\$113.00
NANCO3C16	1656	167	\$108.00	\$135.00
NANCO3C18	1800	180	\$99.00	\$124.00
NANCO3C20	2000	199	\$110.00	\$139.00
NANCO3C25	2500	246	\$160.00	\$199.00

4 column - 148mm Deep

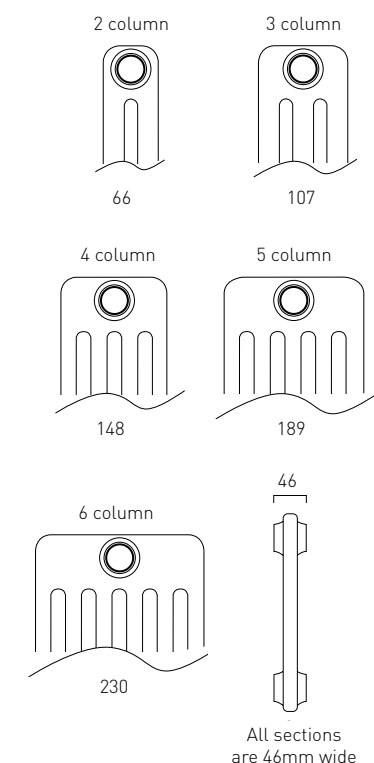
Model	Height A (mm)	Watts Δt 50°C	White Ex GST	Colours Ex GST
NANCO4C27	207	32	\$43.00	\$52.00
NANCO4C30	300	47	\$52.00	\$64.00
NANCO4C40	400	60	\$49.00	\$62.00
NANCO4C50	500	72	\$44.00	\$54.00
NANCO4C55	556	79	\$39.00	\$49.00
NANCO4C60	600	85	\$39.00	\$49.00
NANCO4C65	656	92	\$38.00	\$48.00
NANCO4C75	750	103	\$46.00	\$56.00
NANCO4C90	900	121	\$49.00	\$62.00
NANCO4C10	1000	133	\$59.00	\$74.00
NANCO4C12	1200	156	\$83.00	\$104.00
NANCO4C15	1500	191	\$110.00	\$138.00
NANCO4C16	1656	210	\$137.00	\$170.00
NANCO4C18	1800	227	\$124.00	\$154.00
NANCO4C20	2000	250	\$136.00	\$170.00
NANCO4C25	2500	310	\$191.00	\$239.00

5 Column - 189mm Deep

Model	Height A (mm)	Watts Δt 50°C	White Ex GST	Colours Ex GST
NANCO5C27	207	40	\$53.00	\$66.00
NANCO5C30	300	57	\$56.00	\$70.00
NANCO5C40	400	72	\$58.00	\$71.00
NANCO5C50	500	88	\$58.00	\$71.00
NANCO5C55	556	96	\$61.00	\$75.00
NANCO5C60	600	103	\$58.00	\$72.00
NANCO5C65	656	111	\$62.00	\$77.00
NANCO5C75	750	125	\$66.00	\$83.00
NANCO5C90	900	146	\$74.00	\$93.00
NANCO5C10	1000	161	\$82.00	\$100.00
NANCO5C12	1200	189	\$109.00	\$137.00
NANCO5C15	1500	230	\$144.00	\$179.00
NANCO5C16	1656	252	\$155.00	\$194.00
NANCO5C18	1800	272	\$158.00	\$197.00
NANCO5C20	2000	299	\$175.00	\$219.00
NANCO5C25	2500	367	\$235.00	\$293.00

6 column - 230mm Deep

Model	Height A (mm)	Watts Δt 50°C	White Ex GST	Colours Ex GST
NANCO6C27	207	49	\$60.00	\$74.00
NANCO6C30	300	68	\$67.00	\$84.00
NANCO6C40	400	87	\$67.00	\$84.00
NANCO6C50	500	106	\$68.00	\$86.00
NANCO6C55	556	117	\$72.00	\$91.00
NANCO6C60	600	125	\$69.00	\$86.00
NANCO6C65	656	135	\$74.00	\$93.00
NANCO6C75	750	151	\$78.00	\$99.00
NANCO6C90	900	176	\$93.00	\$116.00
NANCO6C10	1000	193	\$100.00	\$125.00
NANCO6C12	1200	225	\$132.00	\$166.00
NANCO6C15	1500	270	\$171.00	\$214.00
NANCO6C16	1656	293	\$176.00	\$220.00
NANCO6C18	1800	313	\$185.00	\$231.00
NANCO6C20	2000	340	\$205.00	\$255.00
NANCO6C25	2500	403	\$276.00	\$345.00



Pipe Centres;			
Pipe centres left to right = number of sections x 46mm plus 24mm (12mm each) for bushes plus valves.			
Pipe centres from wall for cast feet or welded feet (based on adjustable wall ties)	2 Column = 59mm to 81mm 3 Column = 79.5mm to 101.5mm 4 Column = 100mm to 122mm 5 Column = 120.5mm to 142.5mm 6 Column = 141mm to 163mm	Pipe centres from wall for wall brackets	2 Column = 67mm 3 Column = 87.5mm 4 Column = 108mm 5 Column = 128.5mm 6 Column = 149mm

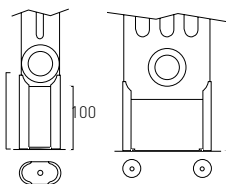
Ancona[®] mounting options

Please choose one of the following 4 mounting options and specify at time of order (fittings are available to order with a corresponding radiator only). The correct number of wall ties are supplied with each order; extra wall ties can be ordered if required.

Ancona Kits for Welded Feet

Note: Please remember to add 100mm to the height of the Ancona section you have chosen if you are using Welded Feet.

2 column (only) 3 - 6 column



No. of Sections	Column Range	No. of Feet
2 - 12	2 - 6	2
13 - 23	2 - 4	2
	5 & 6	3
24 - 41	2 - 4	3
	5 & 6	4
42 - 50	2 - 4	4
	5 & 6	5

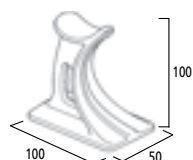
Model	Number of feet	White Ex GST	Colour Ex GST
PPANCWFKIT	2	\$288.00	\$359.00
PPANCWFKIT	3	\$430.00	\$532.00
PPANCWFKIT	4	\$568.00	\$706.00

Ancona's with Welded Feet are supplied with the correct number of feet (see above); additional Welded Feet cannot be ordered.

Ancona Kits for Cast Feet

Note: Please remember to add 100mm to the height of the Ancona section you have chosen if you are using Cast Feet.

We recommend the following mounting options are used per radiator; however if you have over 16 sections with an odd number of sections you may wish to order additional feet to create a better aesthetic. For example a 25 section Ancona with cast feet would be supplied with 3 feet as standard, however the central foot would be positioned one section off centre, using an additional foot allows even distribution of feet.



No. of Sections	Column Range	No. of Feet
2 - 20	2 - 6	2
21 - 30	2 - 6	3
31 - 40	2 - 6	4
41 - 50	2 - 6	5

Model	Number of feet	White Ex GST	Colour Ex GST
PPNANCOCFKIT	2	\$148.00	\$171.00
PPNANCOCFKIT	3	\$242.00	\$279.00
PPNANCOCFKIT	4	\$275.00	\$321.00
PPNANCOCFKIT	5	\$369.00	\$429.00

If you require additional cast feet please see pricing table right and specify at time of order

Model	Description	White Ex GST
PPANSFM01	Cast feet (each)	\$46.00

Optional extra wall ties

If you require additional wall ties please see pricing table right and specify at time of order

Model	Description	White Ex GST
5991990310307	Wall Ties - Pair	\$48.00

Cast Feet

If you require additional cast feet please see pricing table right and specify at time of order

Model	Description	White Ex GST	Colour Ex GST
5991990310308	Cast Feet - Pair	\$79.00	\$102.00
5991990310517	Cast Feet - Single	\$46.00	\$60.00

Ancona Wall Brackets



Model	Description	White Ex GST
5991990310311	Universal Bracket Kit	\$52.00

2 Column

Height	Number of Sections	No. of Brackets
207-1000	<20	2
	21-40	3
	41-65	4
1200-2000	<20	2
	21-40	3
2500	<20	2

3 Column

Height	Number of Sections	No. of Brackets
207-1000	<20	2
	21-40	3
	41-65	4
1200-1500	<20	2
	21-40	3
1656-2000	<20	2
	21-25	3
2500	<20	2

4 Column

Height	Number of Sections	No. of Brackets
207-1000	<20	2
	21-40	3
	41-60	4
1200	<20	2
	21-40	3
1500-2000	<20	2
	21-25	3
2500	<20	3

5 Column

Height	Number of Sections	No. of Brackets
207-600	<20	2
	21-40	3
	41-55	4
656-1200	<20	2
	21-40	4
	41-45	5
1500-2000	<20	3
2500	<20	5

6 Column

Height	Number of Sections	No. of Brackets
207-600	<20	2
	21-40	3
	41-50	4
656-1000	<20	2
	21-40	4
1200	<20	3
	21-30	4
1500-2000	<20	4
2500	<15	4

Cast Iron Range shown on pages 50-55

Overview

Cast Iron; 3 variations including Classic and Ornate styles.
Up to 10 years warranty

Finish

Hunt Traditional & Oxford; available in primer finish only
Linton; 26 RAL colours, 4 Special finishes, 1 Galvanised Special Finish, Polished, Burnished & Lacquered
Please call **1300 00 1800** for a RAL or Special Finish chart

Delivery

Oxford & Linton - Supplied to order approximate delivery time (14-20 weeks)
Hunt Cast - 10 Business days



The Cast Iron range is incredibly versatile with literally hundreds of possible sizes, in a choice of mounting options including footed end sections and cast feet. Our Cast Iron range offers 3 designs to accommodate any choice of interior scheme.

Ordering your Cast Iron Sectional Radiator in 6 easy steps

- Prices and outputs are given per section.
- Price per section includes plugs, bushes & air vent. Wall ties are supplied as standard with Oxford & Linton radiators.
- Please specify mounting option when you place your order.

These simple steps will help you choose a Cast Iron Radiator that matches your requirements.

- 1. Work out the required output for your room;** to find your outputs consult your installer or you can use the heat output calculator on our website www.huntheat.com.au
- 2. Consider the rough dimensions of the radiator(s) you need for your room(s);** vertical or horizontal, length, height & depth
- 3. Choose a suitable Column depth, Height per section and Mounting Option;** footed end section or cast feet for Hunt Traditional, footed end sections only for Oxford and Linton.
- 4. Calculate the number of Sections you need by dividing the required Kws output with the Kws output per section;** we always suggest rounding up unless space is a problem, as it is better to have too much output, than too little.
- 5. Work out the price of your radiator by multiplying the section price by the total number of sections and adding the cost of your chosen mounting option;**
e.g Oxford 3 column, 470 high, 8 section = $\$244 \times 8 = \952
- 6. Place your order by using the Sectional Model Code x No. of Sections needed and noting the Mounting Option, colour name and number you have chosen**
e.g Oxford, 3 Column, 470 high, 8 sections with footed end sections OXF3C47 x 6 and OXF3C47FS x 2

Helpful advice and notes;

Please call us on 1300 00 1800 if you need any further information or help with specifying your cast iron radiator.

When calculating the total radiator length please take into account; “no. of Sections x section width + allowance for bushes + valves”
Details of widths and Bush allowance can be found on the relevant product page

Cast Iron Radiators are very heavy and we recommend they are floor mounted; if you wish to hang cast iron radiators on the wall you must ensure the wall is structurally sound to hold the weight of the radiator. Please contact Hunt Heating to check wall bracket options.

When calculating the height of your Hunt Cast Iron you will need to include the height of your chosen mounting option;

A suitable number of wall ties will be supplied with Linton orders only.

Cast Iron Radiators come assembled up to a maximum of 10 sections, larger radiators must be joined on site following manufacturer's instructions.
All Cast Iron Radiators come supplied as a finished radiator with ½" B.O.E. (Bottom Opposite End) connections as standard.

Hunt Traditional shown on page 51

Overview

Cast Iron; optional cast feet or footed ends
10 year warranty

Finish

Supplied in a standard primer, ready to be painted in your desired finish

Delivery

10 business days



Hunt Traditional please see next page for alternative mounting options

Build your radiator to fit your requirements using individual sections shown below. For more than 40 sections please contact our Customer Services team.

4 Column

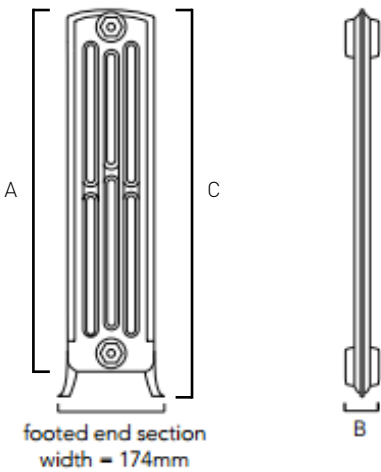
Model	Height A (mm)	Width B (mm)	Watts Δt 50°C	Primer Ex GST
LBT 300-4	300	60	43	\$61.00
LBT 415-4	415	60	65	\$74.00
LBT 600-4	600	60	93	\$93.00
LBT 700-4	700	60	105	\$107.00
LBT 900-4	900	60	139	\$136.00

4 Column - Footed end section

Model	Height C (mm)	Width B (mm)	Watts Δt 50°C	Primer Ex GST
LBT 300-4 FT	360	60	43	\$68.00
LBT 415-4 FT	415	60	65	\$81.00
LBT 600-4 FT	660	60	93	\$107.00
LBT 700-4 FT	760	60	105	\$115.00
LBT 900-4 FT	960	60	139	\$143.00

4 COLUMN

EACH SECTION 60MM

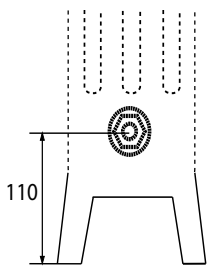


6 Column

Model	Height A (mm)	Width B (mm)	Watts Δt 50°C	Primer Ex GST
LBT 425-6	425	60	95	\$107.00
LBT 600-6	600	60	133	\$140.00
LBT 700-6	700	60	151	\$167.00
LBT 899-6	899	60	197	\$208.00

6 Column - Footed end section

Model	Height C (mm)	Width B (mm)	Watts Δt 50°C	Primer Ex GST
LBT 425-6 FT	485	60	95	\$123.00
LBT 600-6 FT	660	60	133	\$153.00
LBT 700-6 FT	760	60	151	\$173.00
LBT 899-6 FT	959	60	197	\$227.00



If you require a different mounting option please see next page for full details.

Hunt Traditional	Pipe centres left to right	Section width	Footed end section width
4 Column	60 x number of sections + 28mm bushes (14mm each) + valves	143mm	174mm (footed ends protrude 31mm total from section width)
6 Column	60 x number of sections + 28mm bushes (14mm each) + valves	222mm	250mm (footed ends protrude 28mm total from section width)

Hunt Traditional mounting options

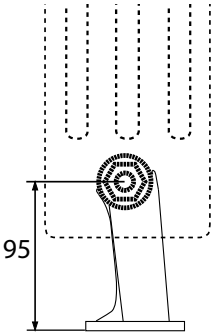
The Hunt Traditional with footed end sections is the most popular; as an alternative if you require optional Cast Feet please specify at time of order using the information below.

If ordered we recommend the following mouting options are used per radiator in order to achieve the best aesthetics

Up to 20 Sections	21 - 39 Sections (odd number of sections)	22 - 40 Sections (even number of sections)
2 Feet - 1 at each end	3 Feet - 1 at each end and 1 positioned centrally	4 Feet - 1 at each end and 2 spaced equally inbetween
2 Wall Ties	3 Wall Ties	4 Wall Ties

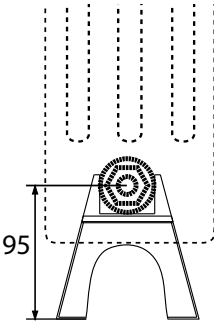
Wall Ties are recommended for all foot options. Please specify at the time of ordering.

Hunt Traditional - Type A



Model	Number of Feet	Primer Ex GST
LBT FOOT	1	\$24.00

Hunt Traditional - Type B



Model	Number of Feet	Primer Ex GST
RADIATOR FEET	1	\$80.00

Overview

Cast Iron; Footed ends only
8 year warranty

Finish

Supplied in a standard primer, ready to be painted in your desired finish

Delivery

Supplied to order approximate delivery time (14-20 weeks).



Oxford Sectional

Build your radiator to fit your requirements using individual sections shown below. For more than 20 sections please contact our Customer Services team.

3 Column

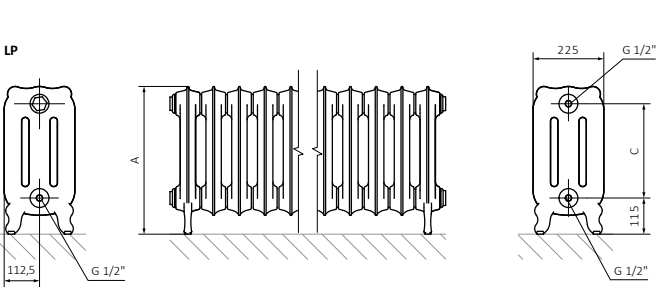
Model	Height A (mm)	Width B (mm)	Watts Δt 50°C	Primer Ex GST
OXF3C47	470	82	86	\$244.00
OXF3C71	710	82	143	\$375.00

3 Column - Footed Section

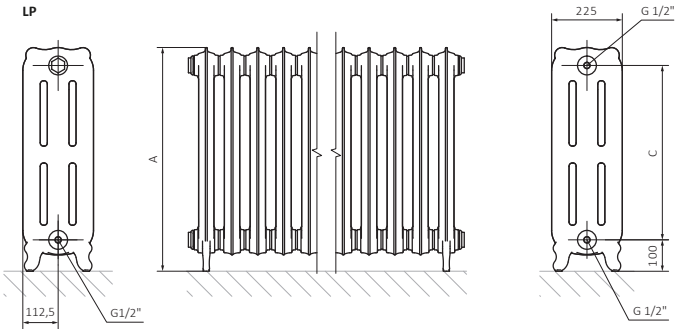
Model	Height A (mm)	Width B (mm)	Watts Δt 50°C	Primer Ex GST
OXF3C47FS	470	82	86	\$244.00
OXF3C71FS	710	82	143	\$375.00

Upto 10 Sections	11,13,15 & 17 Sections	12,14 & 16 Sections
2 footed end sections	3 footed end sections	4 footed end sections

470 High



710 High



The Oxford is a free standing radiator and is supplied with footed end sections only.

	Pipe centres left to right	Pipe centres from wall
3 Column	82 x number of sections + 32mm bushes (16mm each) + valves	As a free standing radiator pipe centres depend on final position.

Linton Sectional supplied with footed end sections only, wall ties & an airvent

Build your radiator to fit your requirements using individual sections shown below. For more than 40 sections please contact our Customer Services team.

The Linton is a free standing radiator and is supplied with footed end sections only. Footed end sections are the same price as middle sections.

Group 1 - Raw Metal, Metal Alive, RAL & Special Colour Selection

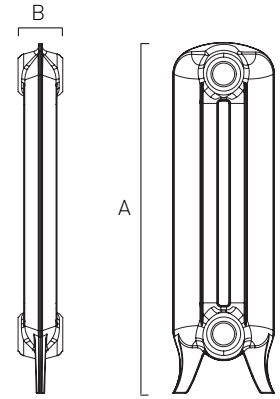
2 Column

Model	Height A (mm)	Width B (mm)	Watts Δt 50°C	Price Ex GST
LINT2C521G1	521	82	85	\$231.00
LINT2C621G1	621	82	102	\$266.00
LINT2C721G1	721	82	124	\$275.00
LINT2C921G1	921	82	161	\$309.00

Please specify your finish at time of order

3 Column

Model	Height A (mm)	Width B (mm)	Watts Δt 50°C	Price Ex GST
LINT3C521G1	521	82	85	\$260.00
LINT3C621G1	621	82	102	\$288.00
LINT3C721G1	721	82	124	\$320.00
LINT3C921G1	921	82	161	\$385.00



Group 2 - Shaded Burnish, Full Burnish, Antique Brass & Antique Copper

2 Column

Model	Height A (mm)	Width B (mm)	Watts Δt 50°C	Price Ex GST
LINT2C521G2	521	82	85	\$277.00
LINT2C621G2	621	82	102	\$310.00
LINT2C721G2	721	82	124	\$323.00
LINT2C921G2	921	82	161	\$369.00

Please specify your finish at time of order

3 Column

Model	Height A (mm)	Width B (mm)	Watts Δt 50°C	Price Ex GST
LINT3C521G2	521	82	85	\$318.00
LINT3C621G2	621	82	102	\$335.00
LINT3C721G2	721	82	124	\$382.00
LINT3C921G2	921	82	161	\$445.00

Group 3 - Galvanic Copper, Galvanic Brass & Polished

2 Column

Model	Height A (mm)	Width B (mm)	Watts Δt 50°C	Price Ex GST
LINT2C521G3	521	82	85	\$331.00
LINT2C621G3	621	82	102	\$386.00
LINT2C721G3	721	82	124	\$408.00
LINT2C921G3	921	82	161	\$504.00

Please specify your finish at time of order

3 Column

Model	Height A (mm)	Width B (mm)	Watts Δt 50°C	Price Ex GST
LINT3C521G3	521	82	85	\$389.00
LINT3C621G3	621	82	102	\$425.00
LINT3C721G3	721	82	124	\$476.00
LINT3C921G3	921	82	161	\$571.00

Linton footed end sections

2 Column

Model	Height A (mm)	Width B (mm)	Watts Δt 50°C	Group 1 Ex GST	Group 2 Ex GST	Group 3 Ex GST
LINT2C521FSG	521	82	85	\$231.00	\$277.00	\$331.00
LINT2C621FSG	621	82	102	\$266.00	\$310.00	\$386.00
LINT2C721FSG	721	82	124	\$275.00	\$323.00	\$408.00
LINT2C921FSG	921	82	161	\$309.00	\$369.00	\$504.00

3 Column

Model	Height A (mm)	Width B (mm)	Watts Δt 50°C	Group 1 Ex GST	Group 2 Ex GST	Group 3 Ex GST
LINT3C521FSG	521	82	85	\$260.00	\$318.00	\$389.00
LINT3C621FSG	621	82	102	\$288.00	\$335.00	\$425.00
LINT3C721FSG	721	82	124	\$320.00	\$382.00	\$476.00
LINT3C921FSG	921	82	161	\$385.00	\$445.00	\$571.00

Linton	Pipe centres left to right	Pipe centres from wall
2 Column	82mm x number of sections + 32mm bushes (16mm each) + valves	As a free standing radiator pipe centres depend on final position.
3 Column	82mm x number of sections + 32mm bushes (16mm each) + valves	As a free standing radiator pipe centres depend on final position.

Overview

Cast Iron; Footed ends only
10 year warranty

Finish

190 RAL colours, 8 Special Finishes plus Burnished, Antique & Galvanised options (details below)
Please call **1300 00 1800** for a RAL or Special Finish chart

Delivery

Supplied to order approximate delivery time (14-20 weeks).



Linton Finishes

Group 1 - Raw Metal, Metal Alive, RAL & Special Colour Selection

Raw metal and metal alive are finishes designed to mimic a raw cast iron colour, but still give the required protection that a coat of paint provides. The Linton is available in 190 colours from the RAL range, an industry standard range of colours. In addition, custom Linton Special Colours Selection includes colours and finishes such as flat black, shadow gold and matt white.

Group 2 - Shaded Burnish, Full Burnish, Antique Brass & Antique Copper

Burnished finishes are created by hand where an initial black paint layer followed by a series of burnishing processes produce a stunning bespoke finish. Antique Brass and Antique Copper are paint finishes which are applied in a way to give the radiator an aged look.

Group 3 - Galvanic Copper, Galvanic Brass & Polished

Galvanic Brass and Galvanic Copper produce a similar result to antique brass and antique copper, only this time it is achieved through a galvanising process, where an extra coating of metal (rather than paint) is applied. This is then hand finished. Polished finished is a very intricate process where the raw cast iron sections are lightly sandblasted, then polished by hand and coated. The result is a highly finished but also raw look which lends itself to the cast iron style.



Full Burnish



Polished Metal



Metallic Brown



Raw Metal



Galvanic Brass



Flat Black



Shaded Burnish



Soft White

Iconic Towel Rail shown on page 57

Overview

Copper; 19mm pipe diameters with 32mm round collectors
10 year warranty



Finish

White, Matt Black, Chrome, Brushed Chrome, Satin Chrome, Brushed Nickel, Polished Nickel, Brushed Gunmetal, Matt Gunmetal, Polished Gold and Brushed Gold
Please call **1300 00 1800** for a RAL or Special Finish chart

Delivery

Stocked by Hunt Heating - White, Chrome & Matt Black
4 weeks - Brushed Chrome, Polished and Brushed Nickel
8 weeks - Brushed and Matt Gunmetal, Satin Chrome, Polished and Brushed Gold



Iconic White & Matt Black

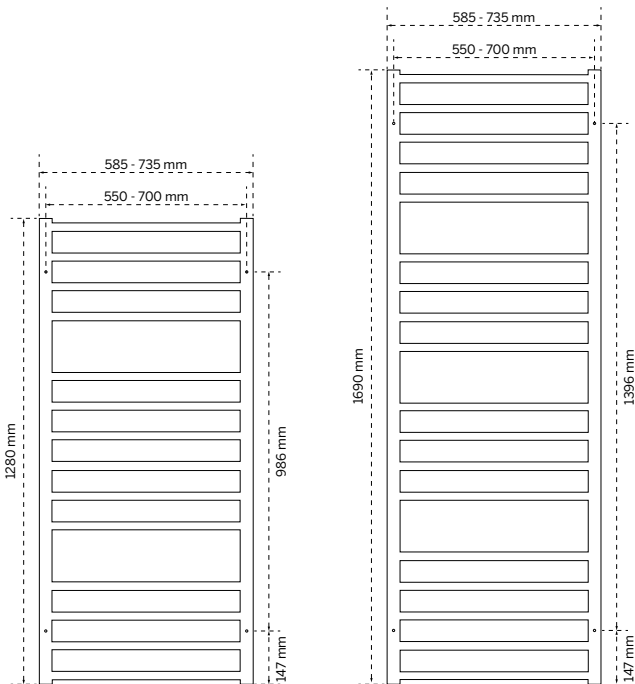
Model	Height (mm)	Width (mm)	Centres (mm)	Watts Δt 50°C	White Ex GST	Matt Black Ex GST
ICONIC 1280X585	1280	585	550	858	\$759.00	\$720.00 NET
ICONIC 1280X735	1280	735	700	1264	\$943.00	\$838.00 NET
ICONIC 1690X585	1690	585	550	1099	\$931.00	\$863.00 NET
ICONIC 1690X735	1690	735	700	1327	\$1,044.00	\$913.00 NET

Iconic Chrome, Brushed Chrome, Satin Chrome, Brushed Nickel & Polished Nickel

Model	Height (mm)	Width (mm)	Centres (mm)	Watts Δt 50°C	Chrome Ex GST	Brushed Chrome Ex GST	Satin Chrome Ex GST	Brushed Nickel Ex GST	Polished Nickel Ex GST
ICONIC 1280X585C	1280	585	550	604	\$1,188.00	\$2,146.00	\$2,343.00	\$2,146.00	\$2,146.00
ICONIC 1280X735C	1280	735	700	890	\$1,535.00	\$2,195.00	\$2,458.00	\$2,195.00	\$2,195.00
ICONIC 1690X585C	1690	585	550	774	\$1,513.00	\$2,508.00	-	\$2,508.00	\$2,508.00
ICONIC 1690X735C	1690	735	700	934	\$1,767.00	\$2,606.00	-	\$2,606.00	\$2,606.00

Iconic Brushed Gunmetal, Matt Gunmetal, Polished Gold & Brushed Gold

Model	Height (mm)	Width (mm)	Centres (mm)	Watts Δt 50°C	Brushed Gunmetal Ex GST	Matt Gunmetal Ex GST	Polished Gold Ex GST	Brushed Gold Ex GST
ICONIC 1280X585C	1280	585	550	604	\$2,343.00	\$2,343.00	\$3,794.00	\$3,959.00
ICONIC 1280X735C	1280	735	700	890	\$2,458.00	\$2,458.00	\$3,928.00	\$4,091.00



Iconic	Pipe centres left to right	Pipe centres from wall	Depth from wall
Iconic 585	550mm	84 mm	100 mm
Iconic 735	700mm	84 mm	100 mm

Overview

Steel: Vertical has 2 solid shelves & 1 towel bar. Horizontal has 2 solid shelves
5 year warranty



Finish

White RAL 9010 as standard, 17 RAL Colours and 7 Special Finishes
1013 1015 1021 3000 3002 3003 3004 5014 5021 6016 7016 7035 9001
9005 9006 9007 9010

Please call **1300 00 1800** for a RAL or Special Finishes chart

Delivery

Supplied to order approximate delivery time (14-20 weeks).




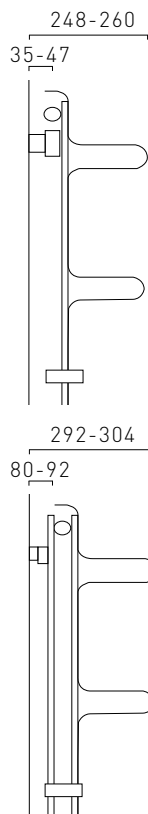
Single vertical

Model	Height (mm)	Width (mm)	Watts Δt 50°C	Matt White Ex GST	Colours Ex GST
REBESV1846	1865	460	719	\$4,024.00	\$5,033.00

Double vertical

Model	Height (mm)	Width (mm)	Watts Δt 50°C	Matt White Ex GST	Colours Ex GST
REBEDV1846	1865	460	1127	\$5,075.00	\$6,348.00

	Pipe centres left to right	Pipe centres from wall	Depth from wall
Single Vertical	50mm (central)	35mm - 47mm	248mm - 260mm
Double Vertical	50mm (central)	80mm-92mm	292mm-304mm




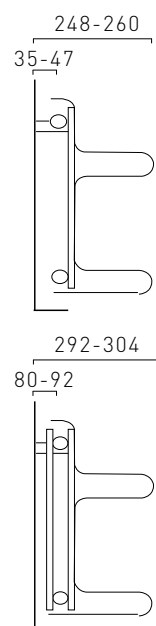
Single horizontal

Model	Height (mm)	Width (mm)	Watts Δt 50°C	Matt White Ex GST	Colours Ex GST
REBESH5561	550	610	284	\$2,088.00	\$2,611.00

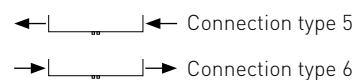
Double horizontal

Model	Height (mm)	Width (mm)	Watts Δt 50°C	Matt White Ex GST	Colours Ex GST
REBEDH5561	550	610	460	\$2,512.00	\$3,143.00

	Pipe centres left to right	Pipe centres from wall	Depth from wall
Single Horizontal	width & valves	35mm - 47mm	248mm - 260mm
Double Horizontal	width & valves	80mm-92mm	292mm-304mm



PLEASE SPECIFY CONNECTION TYPE WHEN ORDERING:



If top/bottom connectors are to be used, this does not need to be specified.

Please note: this radiator is very heavy and we advise a minimum of 2 people to fit

Slash shown on page 59

Overview

Steel; 25mm round tubes diagonally fixed to 38mm round collectors
10 year warranty

Finish

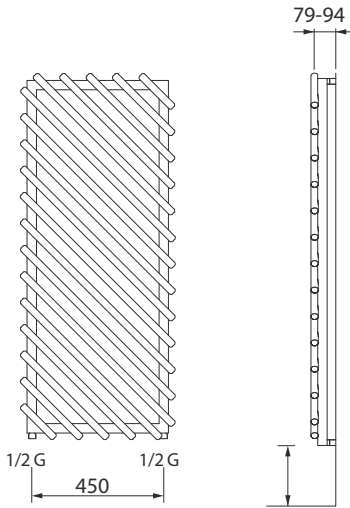
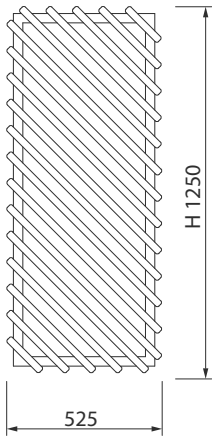
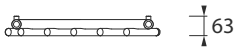
White RAL 9010

Delivery

Supplied to order approximate delivery time (14-20 weeks).



Model	Height (mm)	Width (mm)	Watts Δt 50°C	White Ex GST
SLSH1252W	1250	525	693	\$1,659.00



Shade shown on page 60

Overview

Steel; 70x11mm rectangular tubes with 38mm round collectors
10 year warranty

Finish

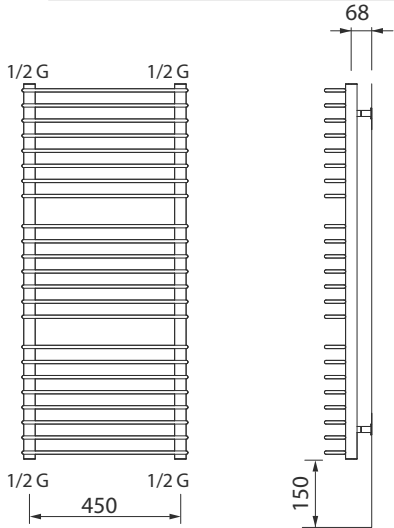
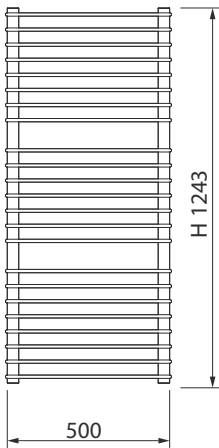
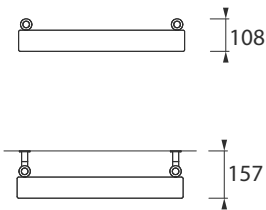
White RAL 9010

Delivery

Supplied to order approximate delivery time (14-20 weeks).



Model	Height (mm)	Width (mm)	Watts Δt 50°C	White Ex GST
SHDE1250W	1243	500	865	\$1,529.00



BD 25 shown on page 61

Overview

Steel; 25mm round cross tubes with 35mm collectors
5 year warranty



Finish

White RAL 9010 as standard, 73 RAL colours, 15 Special Finishes and Chrome

Delivery

Supplied to order approximate delivery time (14-20 weeks).



Single

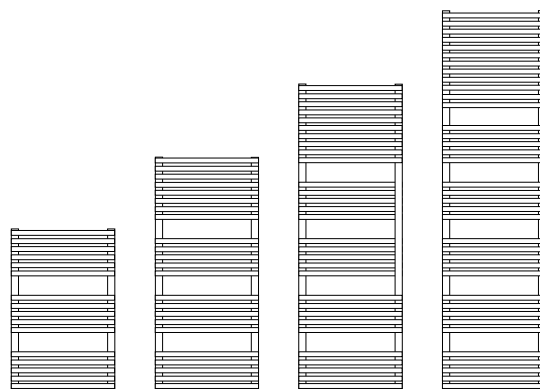
Model	Height (mm)	Width (mm)	Watts Δt 50°C	White Ex GST	Colours Ex GST
BD25S040080	800	400	365	\$669.00	\$806.00
BD25S050080	800	500	455	\$679.00	\$815.00
BD25S060080	800	600	541	\$745.00	\$895.00
BD25S070080	800	700	626	\$834.00	\$1,004.00
BD25S080080	800	800	712	\$848.00	\$1,018.00
BD25S090080	800	900	797	\$862.00	\$1,037.00
BD25S100080	800	1000	889	\$877.00	\$1,056.00
BD25S040116	1160	400	524	\$872.00	\$1,046.00
BD25S050116	1160	500	648	\$877.00	\$1,056.00
BD25S060116	1160	600	771	\$952.00	\$1,145.00
BD25S070116	1160	700	896	\$1,046.00	\$1,258.00
BD25S080116	1160	800	1014	\$1,079.00	\$1,296.00
BD25S090116	1160	900	1134	\$1,103.00	\$1,324.00
BD25S100116	1160	1000	1254	\$1,117.00	\$1,343.00
BD25S040152	1520	400	674	\$1,051.00	\$1,263.00
BD25S050152	1520	500	833	\$1,070.00	\$1,286.00
BD25S060152	1520	600	992	\$1,159.00	\$1,395.00
BD25S070152	1520	700	1148	\$1,258.00	\$1,513.00
BD25S080152	1520	800	1304	\$1,315.00	\$1,579.00
BD25S090152	1520	900	1459	\$1,348.00	\$1,621.00
BD25S100152	1520	1000	1613	\$1,395.00	\$1,678.00
BD25S040188	1880	400	833	\$1,188.00	\$1,428.00
BD25S050188	1880	500	1012	\$1,197.00	\$1,437.00
BD25S060188	1880	600	1203	\$1,244.00	\$1,494.00
BD25S070188	1880	700	1394	\$1,423.00	\$1,711.00
BD25S080188	1880	800	1583	\$1,475.00	\$1,772.00
BD25S090188	1880	900	1771	\$1,555.00	\$1,866.00
BD25S100188	1880	1000	1992	\$1,626.00	\$1,951.00

Double

Model	Height (mm)	Width (mm)	Watts Δt 50°C	White Ex GST	Colours Ex GST
BD25D040080B	800	400	563	\$1,183.00	\$1,423.00
BD25D050080B	800	500	701	\$1,192.00	\$1,433.00
BD25D060080B	800	600	840	\$1,310.00	\$1,574.00
BD25D070080B	800	700	978	\$1,418.00	\$1,706.00
BD25D080080B	800	800	1117	\$1,442.00	\$1,734.00
BD25D090080B	800	900	1254	\$1,466.00	\$1,762.00
BD25D100080B	800	1000	1391	\$1,494.00	\$1,795.00
BD25D040116B	1160	400	780	\$1,607.00	\$1,932.00
BD25D050116B	1160	500	972	\$1,626.00	\$1,951.00
BD25D060116B	1160	600	1166	\$1,781.00	\$2,139.00
BD25D070116B	1160	700	1359	\$1,923.00	\$2,309.00
BD25D080116B	1160	800	1552	\$1,960.00	\$2,356.00
BD25D090116B	1160	900	1746	\$1,998.00	\$2,399.00
BD25D100116B	1160	1000	1938	\$2,040.00	\$2,450.00
BD25D040152B	1520	400	999	\$1,828.00	\$2,196.00
BD25D050152B	1520	500	1246	\$1,838.00	\$2,205.00
BD25D060152B	1520	600	1495	\$2,022.00	\$2,427.00
BD25D070152B	1520	700	1744	\$2,182.00	\$2,620.00
BD25D080152B	1520	800	1991	\$2,220.00	\$2,667.00
BD25D090152B	1520	900	2239	\$2,271.00	\$2,728.00
BD25D100152B	1520	1000	2487	\$2,314.00	\$2,780.00
BD25D040188B	1880	400	1182	\$2,125.00	\$2,554.00
BD25D050188B	1880	500	1477	\$2,139.00	\$2,568.00
BD25D060188B	1880	600	1771	\$2,352.00	\$2,823.00
BD25D070188B	1880	700	2065	\$2,535.00	\$3,044.00
BD25D080188B	1880	800	2359	\$2,592.00	\$3,110.00
BD25D090188B	1880	900	2655	\$2,644.00	\$3,176.00
BD25D100188B	1880	1000	2949	\$2,700.00	\$3,242.00

Chrome - Single

Model	Height (mm)	Width (mm)	Watts Δt 50°C	Chrome Ex GST
BD25S040080R	800	400	265	\$1,687.00
BD25S050080R	800	500	331	\$1,810.00
BD25S060080R	800	600	393	\$1,960.00
BD25S040116R	1160	700	380	\$2,234.00
BD25S050116R	1160	800	470	\$2,483.00
BD25S060116R	1160	900	559	\$2,663.00
BD25S040152R	1520	1000	488	\$2,696.00
BD25S050152R	1520	400	603	\$3,021.00
BD25S060152R	1520	500	718	\$3,219.00
BD25S040188R	1880	600	602	\$3,308.00
BD25S050188R	1880	700	732	\$3,643.00
BD25S060188R	1880	800	870	\$3,949.00



	Pipe centres left to right	Pipe centres from wall	Depth from wall
Single	width - 40mm	63mm - 77mm	102mm - 116mm
Double	width - 40mm	54mm	94mm

BDO 25 shown on page 62

Overview

Steel; 35mm flat tubes with 35mm collectors
5 year warranty

Finish

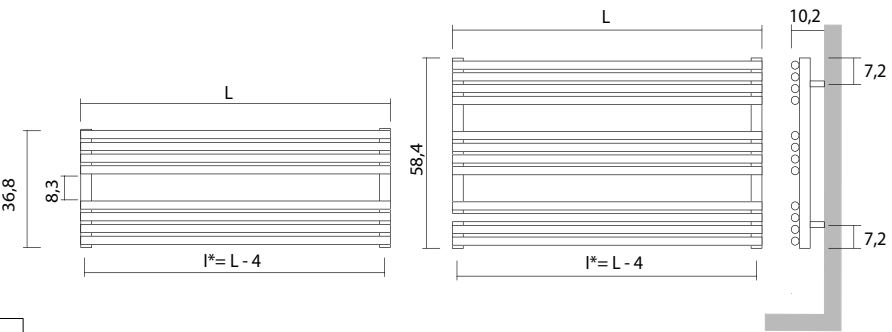
White RAL 9010 as standard, 73 RAL Colours and 15 Special Finishes
Please call **1300 00 1800** for a RAL or Special Finish chart

Delivery

Supplied to order approximate delivery time (14-20 weeks).



Model	Height (mm)	Width (mm)	Watts Δt 50°C	White Ex GST	Colours Ex GST
BD25S120036	368	1200	479	\$419.00	\$504.00
BD25S140036	368	1400	559	\$467.00	\$561.00
BD25S160036	368	1600	639	\$509.00	\$613.00
BD25S120058	584	1200	719	\$584.00	\$702.00
BD25S140058	584	1400	838	\$631.00	\$759.00
BD25S160058	584	1600	958	\$693.00	\$834.00



Pipe centres left to right	Pipe centres from wall	Depth from wall
width - 40mm	63mm-77mm	102mm - 116mm

* Measurements on drawings shown in CM

BDO Camino shown on page 63

Overview

Steel; 35mm flat tubes with 35mm collectors
5 year warranty

Finish

White RAL 9010 as standard, 17 RAL Colours and 7 Special Finishes
1013 1015 1021 3000 3002 3003 3004 5014 5021 6016 7016 7035 9001
9005 9006 9007 9010
Please call **1300 00 1800** for a RAL or Special Finish chart

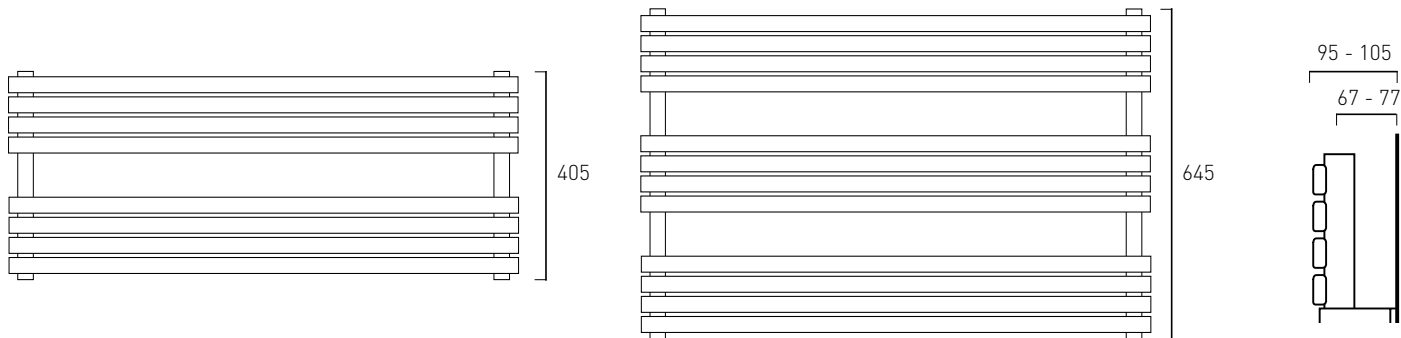
Delivery

Supplied to order approximate delivery time (14-20 weeks).



Model	Height (mm)	Width (mm)	Watts Δt 50°C	White Ex GST	Colours Ex GST
BDCSH4012	405	1210	443	\$1,003.00	\$1,254.00
BDCSH6412	645	1210	655	\$1,387.00	\$1,740.00

Pipe centres left to right	Pipe centres from wall	Depth from wall
width - 50mm	67mm - 77mm	95mm - 105mm



Flo-Bar shown on page 64

Overview

FloBar is a family of 2 heated towel rail types – Form & Flux – both available in 4 styles and a variety of finishes.

Form is a classic bar design and Flux a more contemporary style.

Both models can be specified with 2 to 5 hanging bars in widths of either 500mm or 600mm

FloBar is hand crafted in Britain from Brass.

Finish

The available finishes are split into 4 categories:

CATEGORY A includes Chrome, Bright Nickel, Stainless Steel, Polished Stainless Steel, Brushed Stainless Steel & Polished Brass (unlacquered)

CATEGORY B includes Brushed Chrome, Brushed Nickel, Bright Copper (unlacquered), Brushed Copper (unlacquered) & Brushed Brass (unlacquered)

CATEGORY C includes Antique Copper, Brushed Brass (lacquered), Polished Brass (lacquered), Pewter, Antique Brass, Antique Bronze, Brushed Copper (lacquered), Bright Copper (lacquered) & Workshop Brass

CATEGORY G includes Modern Copper, Modern Steel, Modern Silver, Modern Bronze, Modern Gold, White Sparkle, Grey Sparkle, Matt Black, Satin Black, Espresso, Anthracite, Latte, Cappuccino & Mocha, Silver Crackle, Copper Crackle & Bronze Crackle

Supply

Included in the box is everything required for install – FloBars (one with air vent), distribution manifolds, valves, 10 metres of pipe for all connections after the valves and even a roll of PTFE! For a more detailed document outlining to contents, please contact Hunt Heating.

Delivery


Supplied to order approximate delivery time (14-20 weeks).



Form



Form Flat Ends
Polished Chrome



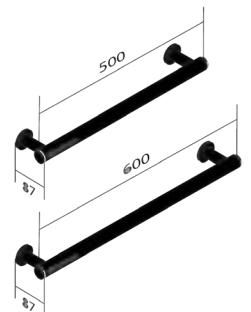
Form Mitred Round
Brushed Stainless Steel



Form Ball Jointed
Antique Copper



Form Flat Bar
Brushed Nickel



Flux




Flux Flat Ends
Brushed Brass



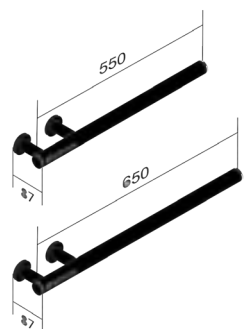
Flux Mitred Round
Polished Chrome



Flux Ball Jointed
Polished Brass



Flux Flat Bar
Brushed Copper





Form Flat Ends

Model	Bars	Width (mm)	CAT A Ex GST	CAT B Ex GST	CAT C Ex GST	CAT G Ex GST
FBFM-FE 1002BR0500	2	500	\$1,829.00	\$2,012.00	\$2,195.00	\$2,231.00
FBFM-FE 1003BR0500	3	500	\$2,310.00	\$2,542.00	\$2,773.00	\$2,819.00
FBFM-FE 1004BR0500	4	500	\$2,784.00	\$3,062.00	\$3,341.00	\$3,397.00
FBFM-FE 1005BR0500	5	500	\$3,258.00	\$3,583.00	\$3,909.00	\$3,974.00
FBFM-FE 1002BR0600	2	600	\$1,878.00	\$2,066.00	\$2,253.00	\$2,291.00
FBFM-FE 1003BR0600	3	600	\$2,376.00	\$2,613.00	\$2,851.00	\$2,898.00
FBFM-FE 1004BR0600	4	600	\$2,882.00	\$3,170.00	\$3,458.00	\$3,516.00
FBFM-FE 1005BR0600	5	600	\$3,380.00	\$3,718.00	\$4,056.00	\$4,124.00

Form Mitred Round

Model	Bars	Width (mm)	CAT A Ex GST	CAT B Ex GST	CAT C Ex GST	CAT G Ex GST
FBFM-MC 1002BR0500	2	500	\$1,788.00	\$1,967.00	\$2,146.00	\$2,181.00
FBFM-MC 1003BR0500	3	500	\$2,270.00	\$2,497.00	\$2,724.00	\$2,769.00
FBFM-MC 1004BR0500	4	500	\$2,743.00	\$3,018.00	\$3,292.00	\$3,347.00
FBFM-MC 1005BR0500	5	500	\$3,217.00	\$3,538.00	\$3,860.00	\$3,924.00
FBFM-MC 1002BR0600	2	600	\$1,837.00	\$2,021.00	\$2,204.00	\$2,241.00
FBFM-MC 1003BR0600	3	600	\$2,335.00	\$2,568.00	\$2,802.00	\$2,849.00
FBFM-MC 1004BR0600	4	600	\$2,841.00	\$3,125.00	\$3,409.00	\$3,466.00
FBFM-MC 1005BR0600	5	600	\$3,339.00	\$3,673.00	\$4,007.00	\$4,074.00

Form Ball Jointed

Model	Bars	Width (mm)	CAT A Ex GST	CAT B Ex GST	CAT C Ex GST	CAT G Ex GST
FBFM-BJ 1002BR0500	2	500	\$1,788.00	\$1,967.00	\$2,146.00	\$2,181.00
FBFM-BJ 1003BR0500	3	500	\$2,270.00	\$2,497.00	\$2,724.00	\$2,769.00
FBFM-BJ 1004BR0500	4	500	\$2,743.00	\$3,018.00	\$3,292.00	\$3,347.00
FBFM-BJ 1005BR0500	5	500	\$3,217.00	\$3,538.00	\$3,860.00	\$3,924.00
FBFM-BJ 1002BR0600	2	600	\$1,837.00	\$2,021.00	\$2,204.00	\$2,241.00
FBFM-BJ 1003BR0600	3	600	\$2,335.00	\$2,568.00	\$2,802.00	\$2,849.00
FBFM-BJ 1004BR0600	4	600	\$2,841.00	\$3,125.00	\$3,409.00	\$3,466.00
FBFM-BJ 1005BR0600	5	600	\$3,339.00	\$3,673.00	\$4,007.00	\$4,074.00

Form Flat Bar

Model	Bars	Width (mm)	CAT A Ex GST	CAT B Ex GST	CAT C Ex GST	CAT G Ex GST
FBFM-FB 1002BR0500	2	500	\$1,951.00	\$2,146.00	\$2,342.00	\$2,381.00
FBFM-FB 1003BR0500	3	500	\$2,433.00	\$2,676.00	\$2,920.00	\$2,968.00
FBFM-FB 1004BR0500	4	500	\$2,906.00	\$3,197.00	\$3,488.00	\$3,546.00
FBFM-FB 1005BR0500	5	500	\$3,380.00	\$3,718.00	\$4,056.00	\$4,124.00
FBFM-FB 1002BR0600	2	600	\$2,000.00	\$2,200.00	\$2,400.00	\$2,440.00
FBFM-FB 1003BR0600	3	600	\$2,498.00	\$2,748.00	\$2,998.00	\$3,048.00
FBFM-FB 1004BR0600	4	600	\$3,004.00	\$3,305.00	\$3,605.00	\$3,665.00
FBFM-FB 1005BR0600	5	600	\$3,502.00	\$3,853.00	\$4,203.00	\$4,273.00



Flux Flat Ends

Model	Bars	Width (mm)	CAT A Ex GST	CAT B Ex GST	CAT C Ex GST	CAT G Ex GST
FBFX-FE 2002BR0550	2	550	\$1,910.00	\$2,102.00	\$2,293.00	\$2,331.00
FBFX-FE 2003BR0550	3	550	\$2,392.00	\$2,631.00	\$2,871.00	\$2,918.00
FBFX-FE 2004BR0550	4	550	\$2,866.00	\$3,571.00	\$3,441.00	\$3,496.00
FBFX-FE 2005BR0550	5	550	\$3,339.00	\$3,674.00	\$4,007.00	\$4,074.00
FBFX-FE 2002BR0650	2	650	\$1,959.00	\$2,155.00	\$2,351.00	\$2,391.00
FBFX-FE 2003BR0650	3	650	\$2,457.00	\$2,703.00	\$2,949.00	\$2,998.00
FBFX-FE 2004BR0650	4	650	\$2,964.00	\$3,260.00	\$3,556.00	\$3,616.00
FBFX-FE 2005BR0650	5	650	\$3,462.00	\$3,808.00	\$4,154.00	\$4,223.00

Flux Mitred Round

Model	Bars	Width (mm)	CAT A Ex GST	CAT B Ex GST	CAT C Ex GST	CAT G Ex GST
FBFX-MC 2002BR0550	2	550	\$1,870.00	\$2,057.00	\$2,244.00	\$2,281.00
FBFX-MC 2003BR0550	3	550	\$2,351.00	\$2,586.00	\$2,822.00	\$2,869.00
FBFX-MC 2004BR0550	4	550	\$2,825.00	\$3,107.00	\$3,390.00	\$3,446.00
FBFX-MC 2005BR0550	5	550	\$3,298.00	\$3,628.00	\$3,958.00	\$4,024.00
FBFX-MC 2002BR0650	2	650	\$1,919.00	\$2,110.00	\$2,302.00	\$2,341.00
FBFX-MC 2003BR0650	3	650	\$2,417.00	\$2,658.00	\$2,900.00	\$2,948.00
FBFX-MC 2004BR0650	4	650	\$2,923.00	\$3,215.00	\$3,507.00	\$3,566.00
FBFX-MC 2005BR0650	5	650	\$3,421.00	\$3,763.00	\$4,105.00	\$4,173.00

Flux Ball Jointed

Model	Bars	Width (mm)	CAT A Ex GST	CAT B Ex GST	CAT C Ex GST	CAT G Ex GST
FBFX-BJ 2002BR0550	2	550	\$1,927.00	\$2,119.00	\$2,312.00	\$2,351.00
FBFX-BJ 2003BR0550	3	550	\$2,408.00	\$2,649.00	\$2,890.00	\$2,938.00
FBFX-BJ 2004BR0550	4	550	\$2,882.00	\$3,170.00	\$3,458.00	\$3,516.00
FBFX-BJ 2005BR0550	5	550	\$3,356.00	\$3,691.00	\$4,027.00	\$4,094.00
FBFX-BJ 2002BR0650	2	650	\$1,976.00	\$2,173.00	\$2,371.00	\$2,410.00
FBFX-BJ 2003BR0650	3	650	\$2,474.00	\$2,721.00	\$2,969.00	\$3,018.00
FBFX-BJ 2004BR0650	4	650	\$2,980.00	\$3,278.00	\$3,576.00	\$3,636.00
FBFX-BJ 2005BR0650	5	650	\$3,478.00	\$3,826.00	\$4,174.00	\$4,243.00

Flux Flat Bar

Model	Bars	Width (mm)	CAT A Ex GST	CAT B Ex GST	CAT C Ex GST	CAT G Ex GST
FBFX-FB 2002BR0550	2	550	\$2,033.00	\$2,236.00	\$2,439.00	\$2,480.00
FBFX-FB 2003BR0550	3	550	\$2,515.00	\$2,766.00	\$3,018.00	\$3,068.00
FBFX-FB 2004BR0550	4	550	\$2,988.00	\$3,287.00	\$3,586.00	\$3,646.00
FBFX-FB 2005BR0550	5	550	\$3,462.00	\$3,808.00	\$4,154.00	\$4,223.00
FBFX-FB 2002BR0650	2	650	\$2,082.00	\$2,290.00	\$2,498.00	\$2,540.00
FBFX-FB 2003BR0650	3	650	\$2,580.00	\$2,838.00	\$3,096.00	\$3,147.00
FBFX-FB 2004BR0650	4	650	\$3,086.00	\$3,395.00	\$3,703.00	\$3,765.00
FBFX-FB 2005BR0650	5	650	\$3,584.00	\$3,943.00	\$4,301.00	\$4,373.00

BDO Step shown on page 66

Overview

High quality Italian design & manufacture
Aluminium; horizontal towel rail
Includes matching valves*
10 year guarantee

Finish

White Pearl, Chrome & Black Chrome

Delivery

Supplied to order approximate delivery time (14-20 weeks).

*BDO Step can only be connected using 16mm MLCP

White Pearl & Colours

Model	Height (mm)	Width (mm)	Watts Δt 50°C	White Pearl Ex GST	Colours Ex GST
STEBDO3115	310	1500	466	\$1,891.00	\$1,891.00
STEBDO3118	310	1800	559	\$1,931.00	\$1,931.00
STEBDO4315	430	1500	624	\$2,252.00	\$2,252.00
STEBDO4318	430	1800	749	\$2,553.00	\$2,553.00

Chrome & Black Chrome

Model	Height (mm)	Width (mm)	Watts Δt 50°C	Chrome Ex GST	Black Chrome Ex GST
STEBDO3115	310	1500	326	\$2,446.00	\$2,828.00
STEBDO3118	310	1800	391	\$2,843.00	\$3,373.00
STEBDO4315	430	1500	436	\$3,011.00	\$3,459.00
STEBDO4318	430	1800	524	\$3,897.00	\$4,616.00




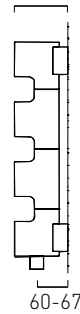
Chrome



Black Chrome



107-114



Pipe centres left to right	Pipe centres from wall	Depth from wall
width - 224mm	60mm - 67mm	107mm - 114mm

Step shown on page 67

Overview

High quality Italian design & manufacture
Aluminium; vertical ladder rail
Includes matching valves*
10 year guarantee

Finish

White Pearl, Chrome & Black Chrome

Delivery

Supplied to order approximate delivery time (14-20 weeks).

*Step can only be connected using 16mm MLCP

White Pearl & Colours

Model	Height (mm)	Width (mm)	Watts Δt 50°C	White Pearl Ex GST	Colours Ex GST
STEP7650WP	760	500	324	\$2,308.00	\$2,308.00
STEP7660WP	760	600	365	\$2,339.00	\$2,339.00
STEP1250WP	1240	500	509	\$3,174.00	\$3,174.00
STEP1260WP	1240	600	576	\$3,205.00	\$3,205.00
STEP1750WP	1720	500	700	\$4,015.00	\$4,015.00
STEP1760WP	1720	600	787	\$4,081.00	\$4,081.00



White Pearl




Black Chrome



Chrome & Black Chrome

Model	Height (mm)	Width (mm)	Watts Δt 50°C	Chrome Ex GST	Black Chrome Ex GST
STEP7650	760	500	227	\$2,884.00	\$3,449.00
STEP7660	760	600	256	\$2,966.00	\$3,536.00
STEP1250	1240	500	356	\$4,071.00	\$4,901.00
STEP1260	1240	600	403	\$4,209.00	\$5,039.00
STEP1750	1720	500	490	\$5,274.00	\$6,343.00
STEP1760	1720	600	551	\$5,452.00	\$6,547.00

Pipe centres left to right	Pipe centres from wall	Depth from wall
width - 224mm	60mm - 67mm	107mm - 114mm

107-114 [] 60-67

Ice Bagno shown on pages 68-69

Overview

Steel; Slimline flat tube on tube radiator cloaked in a steel cover
Optional B2 (underneath) connections available in vertical only
5 year warranty

Finish

Polished Stainless Steel or Matt White

Delivery

Supplied to order approximate delivery time (14-20 weeks).




Ice Bagno Horizontal Matt White

Model	Height (mm)	Width (mm)	Watts Δt 50°C	Matt White Ex GST
ICEBH4512W	465	1220	555	\$2,783.00
ICEBH6012W	615	1220	741	\$3,234.00

Ice Bagno Horizontal Polished Stainless Steel

Model	Height (mm)	Width (mm)	Watts Δt 50°C	Polished Stainless Steel Ex GST
ICEBH4512S	465	1220	416	\$4,840.00
ICEBH6012S	615	1220	556	\$5,358.00



Ice Bagno horizontal	Pipe centres left to right	Pipe centres from wall	Depth from wall
Ice Bagno horizontal	width - 60mm	35mm - 47mm	137mm - 148mm

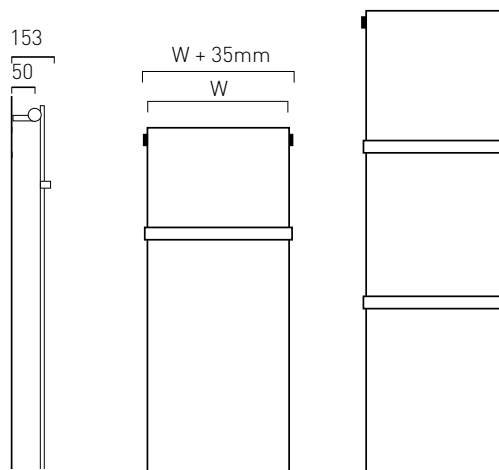
Ice Bagno vertical will always be quoted with full towel bars; if you require short bars please specify at time of order.

Ice Bagno Vertical Matt White

Model	Height (mm)	Width (mm)	Watts Δt 50°C	Matt White Ex GST
ICEB1245W	1220	465	534	\$2,287.00
ICEB1545W	1520	465	663	\$2,819.00
ICEB1560W	1520	615	883	\$3,330.00
ICEB1845W	1820	465	793	\$2,967.00
ICEB1860W	1820	615	1057	\$3,448.00
ICEB2045W	2020	465	881	\$3,121.00

Ice Bagno Vertical Polished Stainless Steel

Model	Height (mm)	Width (mm)	Watts Δt 50°C	Polished Stainless Steel Ex GST
ICEB1245S	1220	465	400	\$3,823.00
ICEB1545S	1520	465	497	\$5,045.00
ICEB1560S	1520	615	662	\$5,423.00
ICEB1845S	1820	465	595	\$5,511.00
ICEB1860S	1820	615	793	\$5,839.00
ICEB2045S	2020	465	881	\$6,269.00

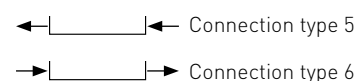


Ice Bagno vertical	Pipe centres left to right	Pipe centres from wall	Depth from wall
Ice Bagno vertical	width - 10mm + valves	50mm	153mm

Please note: vertical models 1220mm high have 1 towel bar, 1520mm, 1820mm & 2020mm high have 2 bars.

Underneath Connections	Ex GST
B2CONN	\$249
Underneath Connections must be specified at time of order	
B2 pipe centres = width - 85mm	

PLEASE SPECIFY CONNECTION TYPE WHEN ORDERING:



If top/bottom connectors are to be used, this does not need to be specified.

Ellipsis shown on page 65

Overview

Steel; 25mm x 50mm oval tubes
5 year warranty



Finish

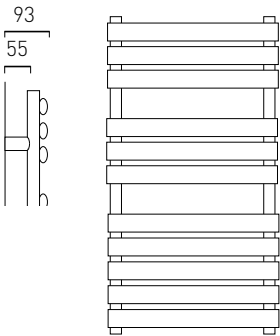
White RAL 9010 as standard, 188 RAL colours and 23 Special Finishes
Please call **1300 00 1800** for a RAL or Special Finish chart

Delivery

Supplied to order approximate delivery time (14-20 weeks).



Model	Height (mm)	Width (mm)	Watts Δt 50°C	White Ex GST	Colours Ex GST
ELLITR9640	840	400	324	\$591.00	\$734.00
ELLITR9650	840	500	394	\$601.00	\$754.00
ELLITR9660	840	600	463	\$637.00	\$795.00
ELLITR8475	840	750	567	\$745.00	\$921.00
ELLITR1240	1200	400	457	\$713.00	\$891.00
ELLITR1250	1200	500	550	\$729.00	\$907.00
ELLITR1260	1200	600	642	\$769.00	\$963.00
ELLITR1275	1200	750	780	\$895.00	\$1,109.00
ELLITR1640	1620	400	606	\$958.00	\$1,203.00
ELLITR1650	1620	500	729	\$983.00	\$1,228.00
ELLITR1660	1620	600	852	\$1,029.00	\$1,289.00
ELLITR1675	1620	750	1037	\$1,183.00	\$1,479.00



Pipe centres left to right	Pipe centres from wall	Depth from wall
width - 50mm	55mm	93mm

Griffin shown on page 70

Overview

Steel; 40mm trapezoid collectors, 32mm flat cross tubes
5 year warranty

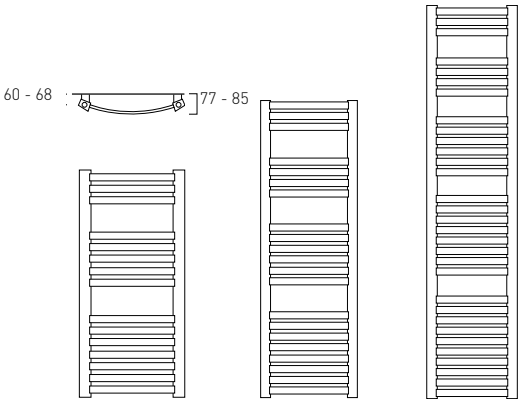


Finish

White RAL 9016 as standard, 188 RAL Colours, 8 Special Finishes & Chrome
Please call **1300 00 1800** for a RAL or Special Finish chart

Delivery

Supplied to order approximate delivery time (14-20 weeks).
GRIF1260 & GRIF1760 in Flat Black are available in stock



White & Colours

Model	Height (mm)	Width (mm)	Watts Δt 50°C	White Ex GST	Colours Ex GST
GRIF8640	860	400	368	\$580.00	\$723.00
GRIF8650	860	500	439	\$602.00	\$753.00
GRIF8660	860	600	510	\$629.00	\$789.00
GRIF1240	1220	400	488	\$703.00	\$882.00
GRIF1250	1220	500	582	\$739.00	\$919.00
GRIF1260	1220	600	676	\$781.00	\$976.00
GRIF1740	1760	400	697	\$1,007.00	\$1,258.00
GRIF1750	1760	500	833	\$1,049.00	\$1,317.00
GRIF1760	1760	600	971	\$1,092.00	\$1,368.00

Chrome

Model	Height (mm)	Width (mm)	Watts Δt 50°C	Chrome Ex GST
GRIF8640C	860	400	244	\$2,255.00
GRIF8650C	860	500	288	\$2,358.00
GRIF8660C	860	600	337	\$2,458.00
GRIF1240C	1220	400	328	\$2,957.00
GRIF1250C	1220	500	387	\$3,094.00
GRIF1260C	1220	600	447	\$3,231.00
GRIF1740C	1760	400	421	\$3,668.00
GRIF1750C	1760	500	526	\$3,830.00
GRIF1760C	1760	600	631	\$4,145.00

Pipe centres left to right	Pipe centres from wall	Depth from wall
width - 43mm	60mm - 68mm	77mm - 85mm

H2O BDO shown on page 71

Overview

Steel; 25mm x 15mm rectangular cross tubes with 35mm collectors
5 year warranty

Finish

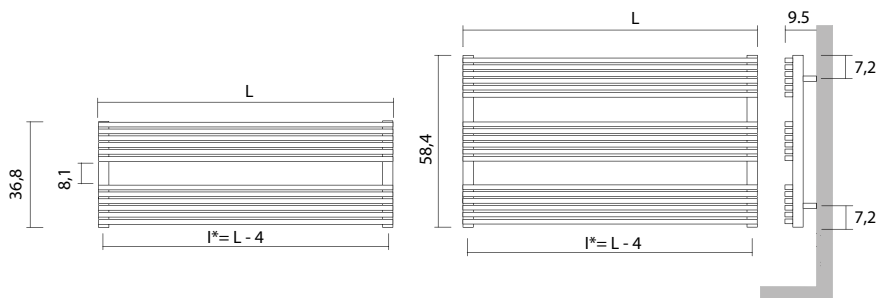
White RAL 9010 as standard, 73 RAL Colours or 15 Special Finishes
Please call **1300 00 1800** for a RAL or Special Finish chart

Delivery

Supplied to order approximate delivery time (14-20 weeks).



Model	Height (mm)	Width (mm)	Watts Δt 50°C	White Ex GST	Colours Ex GST
HB20S0120039	368	120	534	\$942.00	\$1,131.00
HB20S0140039	368	140	619	\$994.00	\$1,197.00
HB20S0160039	368	160	712	\$1,051.00	\$1,263.00
HB20S0120058	584	120	801	\$1,155.00	\$1,385.00
HB20S0140058	584	140	929	\$1,230.00	\$1,480.00
HB20S0160058	584	160	1068	\$1,296.00	\$1,555.00



Pipe centres left to right	Pipe centres from wall	Depth from wall
width - 40mm	63mm-72mm	100mm

* Measurements on drawings shown in CM

H2O Bath shown on page 72

Overview

Steel; 25mm x 15mm rectangular cross tubes with 35mm collectors
5 year warranty



Finish

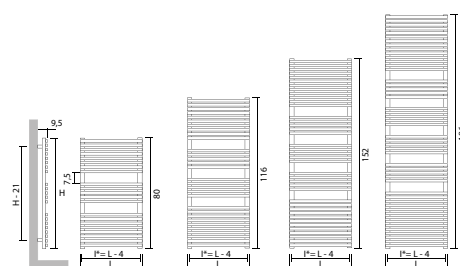
White RAL 9010 as standard, 73 RAL Colours or 15 Special Finishes, plus Chrome & Gold
Please call **1300 00 1800** for a RAL or Special Finish chart

Delivery

Supplied to order approximate delivery time (14-20 weeks).



Model	Height (mm)	Width (mm)	Watts Δt 50°C	White Ex GST	Colours Ex GST	Model	Height (mm)	Width (mm)	Watts Δt 50°C	Chrome Ex GST	Gold Ex GST
HB20S040080	800	400	334	\$961.00	\$1,155.00	HB20S040080	800	400	227	\$2,955.00	\$4,727.00
HB20S050080	800	500	416	\$975.00	\$1,173.00	HB20S050080	800	500	283	\$3,016.00	\$4,821.00
HB20S060080	800	600	495	\$990.00	\$1,188.00	HB20S060080	800	600	336	\$3,082.00	\$4,929.00
HB20S040116	1160	400	479	\$1,117.00	\$1,343.00	HB20S040116	1160	400	325	\$3,732.00	\$5,971.00
HB20S050116	1160	500	592	\$1,140.00	\$1,371.00	HB20S050116	1160	500	403	\$3,836.00	\$6,140.00
HB20S060116	1160	600	704	\$1,169.00	\$1,404.00	HB20S060116	1160	600	479	\$3,940.00	\$6,305.00
HB20S040152	1520	400	616	\$1,268.00	\$1,522.00	HB20S040152	1520	400	419	\$4,449.00	\$7,116.00
HB20S050152	1520	500	761	\$1,296.00	\$1,555.00	HB20S050152	1520	500	518	\$4,524.00	\$7,234.00
HB20S060152	1520	600	906	\$1,319.00	\$1,583.00	HB20S060152	1520	600	616	\$4,585.00	\$7,337.00
HB20S040186	1860	400	761	\$1,461.00	\$1,753.00	HB20S040186	1860	400	518	\$5,617.00	\$8,987.00
HB20S050186	1860	500	924	\$1,475.00	\$1,772.00	HB20S050186	1860	500	628	\$5,697.00	\$9,119.00
HB20S060186	1860	600	1100	\$1,489.00	\$1,791.00	HB20S060186	1860	600	748	\$5,815.00	\$9,335.00



Pipe centres left to right	Pipe centres from wall	Depth from wall
Width - 40mm	63 - 77mm	95mm

* Measurements on drawings shown in CM

Picchio shown on page 73

Overview

Steel; 70mm flat tubes with 35mm collectors
5 year warranty



Finish

White RAL 9010 as standard, 17 RAL Colours and 7 Special Finishes
1013 1015 1021 3000 3002 3003 3004 5014 5021 6016 7016 7035 9001
9005 9006 9007 9010
Please call **1300 00 1800** for a RAL or Special Finish chart

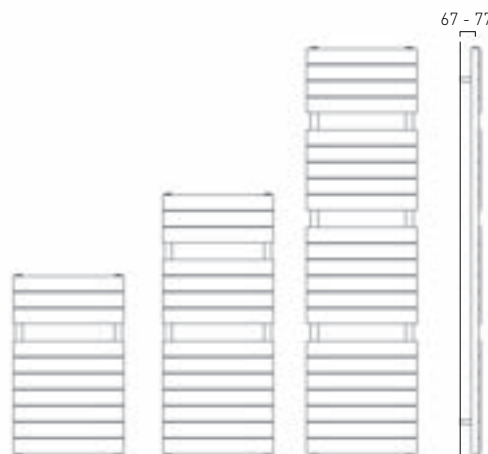
Delivery

Supplied to order approximate delivery time (14-20 weeks).



Model	Height (mm)	Width (mm)	Watts Δt 50°C	White Ex GST	Colours Ex GST
PICCTR8251	826	510	425	\$773.00	\$966.00
PICCTR8261	826	610	513	\$808.00	\$1,013.00
PICCTR8276	826	760	644	\$896.00	\$1,120.00
PICCTR1251	1201	510	611	\$911.00	\$1,141.00
PICCTR1261	1201	610	727	\$951.00	\$1,187.00
PICCTR1276	1201	760	899	\$1,038.00	\$1,300.00
PICCTR1851	1876	510	904	\$1,412.00	\$1,765.00
PICCTR1861	1876	610	1073	\$1,485.00	\$1,857.00
PICCTR1876	1876	760	1326	\$1,590.00	\$1,990.00

Pipe centres left to right	Pipe centres from wall	Depth from wall
width - 50mm	67mm - 77mm	95mm - 105mm



BDO Poll shown on page 74

Overview

Steel; 30mm square collectors, 22mm round cross tubes
5 year warranty

Finish

White RAL 9016 as standard, 188 RAL Colours, 8 Special Finishes & Chrome
Please call **1300 00 1800** for a RAL or Special Finish chart

Delivery

Supplied to order approximate delivery time (14-20 weeks).
POLBDO4612 & POLBDO6614 in White and POLBDO5412C & POLBDO6612C are available in stock.



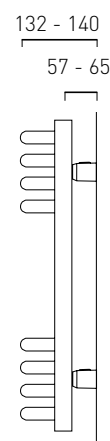
White & Colours

Model	Height (mm)	Width (mm)	Watts Δt 50°C	White Ex GST	Colours Ex GST
POLBDO4610	460	1000	493	\$445.00	\$614.00
POLBDO4612	460	1200	591	\$497.00	\$674.00
POLBDO4614	460	1400	690	\$528.00	\$719.00
POLBDO5410	540	1000	591	\$467.00	\$647.00
POLBDO5412	540	1200	709	\$568.00	\$782.00
POLBDO5414	540	1400	827	\$603.00	\$827.00
POLBDO6610	660	1000	738	\$562.00	\$769.00
POLBDO6612	660	1200	886	\$696.00	\$948.00
POLBDO6614	660	1400	1034	\$735.00	\$1,006.00

Pipe centres left to right	Pipe centres from wall	Depth from wall
width - 30mm	57mm - 65mm	132mm - 140mm

Chrome

Model	Height (mm)	Width (mm)	Watts Δt 50°C	Chrome Ex GST
POLBDO4610C	460	1000	345	\$1,373.00
POLBDO4612C	460	1200	414	\$1,496.00
POLBDO4614C	460	1400	483	\$1,548.00
POLBDO5410C	540	1000	414	\$1,606.00
POLBDO5412C	540	1200	496	\$1,857.00
POLBDO5414C	540	1400	579	\$2,014.00
POLBDO6610C	660	1000	517	\$1,915.00
POLBDO6612C	660	1200	620	\$2,208.00
POLBDO6614C	660	1400	724	\$2,381.00



Linton Towel Rail shown on page 75

Overview

Steel tubes with a cast iron radiator
5 year warranty

Finish

Chrome with White Steel Radiator

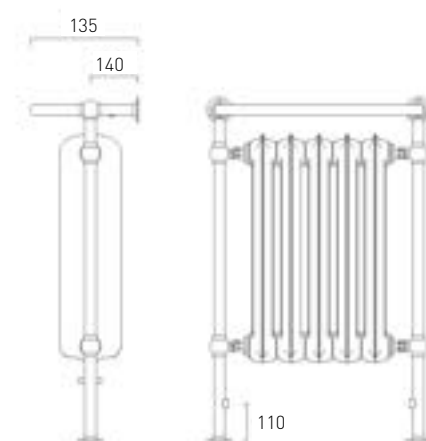
Delivery

Supplied to order approximate delivery time (14-20 weeks).



Model	Height (mm)	Width (mm)	Watts Δt 50°C	Chrome Ex GST
LINTR904903CW	900	490	402	\$2,247.00
LINTR906505CW	900	650	612	\$2,838.00
LINTR908207CW	900	820	821	\$3,541.00
LINTR104903CW	1000	490	482	\$2,293.00
LINTR106505CW	1000	650	736	\$2,904.00
LINTR124903CW	1200	490	633	\$2,761.00
LINTR126505CW	1200	650	968	\$3,490.00

Pipe centres left to right	Pipe centres from wall	Maximum depth from wall
width - 122mm (+/- 2mm) - valves	140mm	315mm




Chalfont Wall Hung shown on page 77

Overview


Brass tubed wall hung design
5 year warranty

Finish

Chrome (main image)
Antique Bronze
Antique Copper
Bright Nickel



Antique Bronze



Antique Copper



Bright Nickel

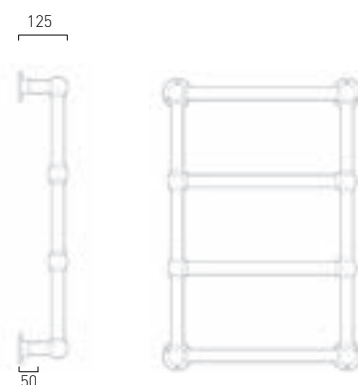
Delivery

Supplied to order approximate delivery time (14-20 weeks).



Model	Height (mm)	Width (mm)	Watts Δt 50°C	Chrome Ex GST	Bright Nickel Ex GST	Antique Bronze Ex GST	Antique Copper Ex GST
CHAL7550	750	500	169	\$2,216.00	\$2,660.00	\$3,480.00	\$3,480.00

Pipe centres left to right	Pipe centre from wall	Maximum depth from wall
width - 75mm	50mm	125mm



Chalfont Floor Standing Curved

shown on page 76

Overview

Brass tubed floor standing design
5 year warranty

Finish

Chrome (main image)
Antique Bronze
Antique Copper
Bright Nickel



Antique Bronze



Antique Copper



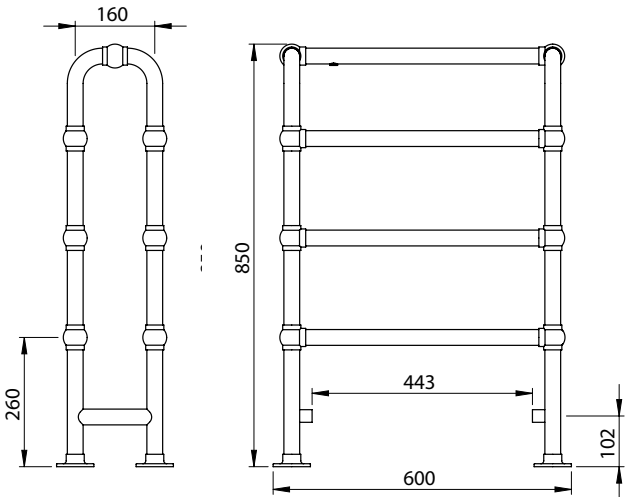

Bright Nickel

Delivery

Supplied to order approximate delivery time (14-20 weeks).



Model	Height (mm)	Width (mm)	Watts Δt 50°C	Chrome Ex GST	Bright Nickel Ex GST	Antique Bronze Ex GST	Antique Copper Ex GST
CHALDR8560CFS	850	600	439	\$3,360.00	\$4,032.00	\$5,275.00	\$5,275.00



Chalfont Shelf

Overview


Brass tubed wall hung design
5 year warranty

Finish

Chrome (main image)
Antique Bronze
Antique Copper
Bright Nickel



Antique Bronze



Antique Copper



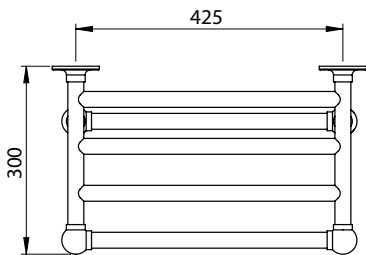
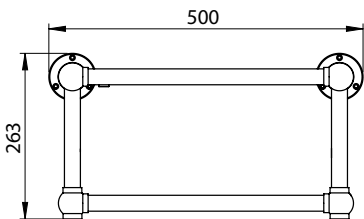
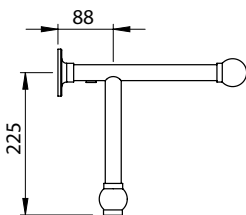
Bright Nickel

Delivery

Supplied to order approximate delivery time (14-20 weeks).



Model	Height (mm)	Width (mm)	Watts Δt 50°C	Chrome Ex GST	Bright Nickel Ex GST	Antique Bronze Ex GST	Antique Copper Ex GST
CHAL2635	263	500	126	\$1,762.00	\$2,115.00	\$2,767.00	\$2,767.00



Chalfont Floor Standing shown on page 78

Overview

Brass tubes with a steel sectional radiator
5 year warranty

Finish

Chrome with White Steel Radiator (main image)
Antique Bronze with Ivory Steel Radiator
Antique Copper with Ivory Steel Radiator
Bright Nickel with White Steel Radiator



Antique Bronze



Antique Copper



Bright Nickel

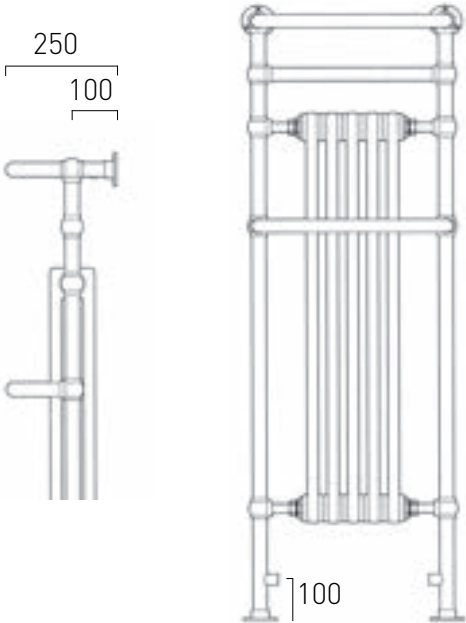
Delivery

Supplied to order approximate delivery time (14-20 weeks).



Model	Height (mm)	Width (mm)	Watts Δt 50°C	Chrome Ex GST	Bright Nickel Ex GST	Antique Bronze Ex GST	Antique Copper Ex GST
CHAL9350	938	500	169	\$3,387.00	\$3,687.00	\$5,017.00	\$5,017.00
CHAL9367	938	675	653	\$3,413.00	\$3,719.00	\$5,059.00	\$5,059.00
CHAL9373	938	735	554	\$3,430.00	\$3,742.00	\$5,090.00	\$5,090.00
CHAL1550	1500	500	392	\$3,761.00	\$4,142.00	\$5,354.00	\$5,354.00

Pipe centres left to right	Pipe centres from wall	Maximum depth from wall
width - 157mm - valves	100mm	250mm



Customer Questions

The following Q&As are based on questions posed by our Customers in relation to leaking, damaged, scratched or imperfect radiators.

Should the answer to your question not be on the list or should you just wish to talk with one of our team, please do not hesitate to contact our Customer Service team on 1300 00 1800 or e-mail us on orders@huntheat.com.au

For a copy of Hunt Heating full Terms & Conditions of sale please call our Customer Services department on 1300 00 1800 or visit our website at www.huntheat.com.au.

Q. Will you replace my leaking radiator?

A. If your radiator is leaking and the leak is not from where the valves connect to the radiator or where the airvent is fitted (in which case this is almost certainly an installation problem), then yes we will replace your radiator. Hunt Heating may choose to replace just the damaged or leaking sections of a sectional radiator, however the radiator will still look and work perfectly.

Q. Will you replace my scratched, damaged or imperfect radiator?

A. Yes, Hunt Heating will replace all scratched, damaged or imperfect radiators, as long as they have not been installed and we are notified within 28 days of the signed delivery note. We would also ask that they are available to be returned to us at the time of the replacement, in their original condition and packaging.

Q. Why do I need to return the leaking, damaged, scratched or imperfect radiator?

A. As with other companies who supply high quality products (e.g. kitchen appliances), Hunt Heating require the return of the damaged item for quality checking and safe disposal or recycling of materials; a full credit cannot be given unless the damaged radiator is returned.

Q. Why does the radiator need to be in its original packaging?

A. It is important for all scratched, damaged or imperfect radiators to be in their original packaging so that they are protected when they are being returned and so that we can also determine if they were scratched or damaged pre or post-delivery. Leaking radiators do not have to be in their original packaging but we would ask that they are packaged as well as possible for transport, to prevent further damage prior to quality checking.

Q. Will the replacement take as long to arrive as my original order?

A. We hope to be able to replace your radiator as quickly as possible and it should be faster than your original order; we will also try to keep you informed throughout the process. Please see notes on delivery in our Terms & Conditions, please call our Customer Services department on **1300 00 1800** or visit our website at **www.huntheat.com.au**.

Q. Will I be charged if I do not return the damaged or leaking radiator after Hunt Heating has delivered the replacement?

A. Should you not return the damaged or leaking radiator, Hunt Heating will invoice you for the full value of the replacement radiator 60 days after the replacement radiator has been delivered.

Q. Do I need to arrange for the return of the damaged, scratched or leaking radiator to Hunt Heating?

A. Hunt Heating will arrange for the collection of the damaged or leaking radiator from the relevant Merchant who placed the original order. They should contact us as soon as it is available for us to collect, however we do have a process that chases returns.

Q. Why does Hunt heating limit its liability just to the free of charge replacement of the radiator?

A. Hunt Heating has adopted the same policy as all other companies who sell high value household products and we offer free of charge replacements for all damaged, leaking, scratched or imperfect products, as long our terms and conditions of sale have been met.

Q. Why is there is a restocking charge for cancelled or changed orders?

A. All stock orders can be changed or cancelled prior to despatch with no charge. To cover administration and transportation costs stock orders cancelled after despatch will be subject to a minimum 15% restocking charge; as long as they are returned in their original packaging, original condition and undamaged. However for all non stock radiators, these are bespoke and made to order, therefore they will have been manufactured specifically for the customer who orders them and are unlikely to be able to be re-sold, hence the restocking charge to cover production and administration costs; 50% deposit on all non stock radiators and will be forfeited in case of any cancellations or alterations after receiving an order confirmation.

We hope that you will find us a fair company to deal with and that our policies reflect those of similar companies that sell high value household items such as kitchen appliances.

Should you ever have a feedback about the company or our service, please write to;

Customer Service Department
Hunt Heating
11 Fiveways Blvd
Keysborough
Victoria
T: 1300 00 1800 or (+61 3) 9798 5111
E: enquiries@huntheat.com.au
www.huntheat.com.au

Made to Order

We pride ourselves in having the widest range of sizes, options, colours and accessories so that you have literally thousands of options to choose from.

This means that you can have almost any radiator made to order so that it perfectly suits the space you have available, your interior design and it will also match your heat requirements.

Colour Options

Many of our designs are available in a large selection of RAL colours (188 internationally recognised paint colours) and Special Finishes. If you would like a copy of our RAL or Special Finish chart please contact us on 1300 00 1800. Please note that due to the printing process and manufacturing tolerances the colour (including white) of a finished radiator may vary slightly from the colours represented in the brochure and from one colour group to another as well as from our Special Finish & RAL charts. It should also be noted that if the same type of radiators are ordered and produced they may also differ in finished colour from any previously ordered.

How much heat?

We always recommend you choose radiators with a higher output than required, as you can always turn them down & have the reassurance of additional heat in really cold spells.

How is heat output measured?

There are two recognised measurements for heat output; BTU's (British Thermal Unit) and Watts. Within this brochure you will find heat output listed by Kilowatt in the technical section by each radiator.

Delta T's

The heat output of a radiator is established using a calculation called a delta T (ΔT), based on a desired room temperature of 20°C and boiler flow and return temperatures; European standards use delta t50°C as a measurement, this is based on a boiler flow temperature of 80°C and a return of 60°C ($80^\circ\text{C} + 60^\circ\text{C} \div 2 - 20^\circ\text{C} = 50^\circ\text{C}$). Some systems using renewable energy sources may have different flow and returns and therefore different delta T's (e.g. $60^\circ\text{C}/40^\circ\text{C} = \text{delta T}30^\circ\text{C}$). If you require outputs based on alternative delta's please contact us on 1300 00 1800.

EN442

Our radiators are produced & outputs measured according the European standard EN442. This standard uses delta t50 to provide a consistent and comparative output measurement.

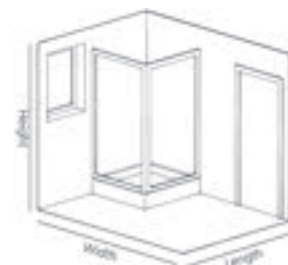
How can I find out what heat outputs I need?

Your installer should be able to confirm the exact requirements for each of your rooms, but you can also use the following simple calculation as a guide;

1. Find the volume of your room in cubic feet = height x width x length
2. Multiply the volume by 0.07 to find the kw requirement.

For example:

A bathroom 2 x 2.5m with 2.5m ceilings = a volume of 12.5m³ multiply by 0.07 = 0.875kw



You may need more than 1 radiator in order to ensure an even distribution of heat in a large room, if so divide the required output by the total number of radiators you could sensibly place in the room.

e.g. a lounge 4x6x2.5m ceilings = 2.88kws

Two radiators would require an output of = 1.44 kws each, 3 radiators = 0.96 kws each

Do different designs affect output?

By altering the size, shape or number of tubes or columns in a radiator you can adjust the output achieved, as this adds or subtracts surface area, the main contributor to heat output. For example the multiple column of our Ancona® range provide huge flexibility in achieving the right output in a limited space.



Single double or triple radiators


Using models with additional rows of tubes or multiple columns maximises heat output within the same wall space. Our A25 design comes in single or double versions, as an example of comparative heat outputs:

A25 single horizontal 440mm x 1000mm = 0.599 kws

A25 double horizontal 440mm x 1000mm = 0.946 kws



A25 single horizontal



A25 double horizontal

Horizontal or Vertical;

Many of our designs are available in horizontal or vertical options which means you can maximise the use of ceiling heights and long low spaces, without losing output.

Order your radiator in six easy steps

- 1. Confirm your heat output requirements;** this ensures the radiators you choose will deliver the heat output you need (see page 155 or visit www.huntheat.com.au).
- 2. Choose your design;** our range has everything from traditional cast iron to modern feature radiators (even an environmentally friendly aluminium range), with an extensive choice of sizes, colours & outputs.
- 3. Select a size that matches the heat output requirement;** outputs are shown in our technical section & will help you and your installer to find the best match for your needs.
- 4. Choose the colour you want;** with over 225 colours and special finishes you are able to match your colour scheme or introduce an accent colour to create a striking feature.
- 5. Find a valve;** to complete the look choose from our wide selection of valves and add any accessories that complement your choice.
- 6. Order from Hunt Heating;** call us on 1300 00 1800 or visit www.huntheat.com.au.

Our Product Range

- All our radiators are produced and outputs measured in accordance with European standard EN442.
- Radiators are supplied with BOE connections as standard unless stated otherwise; B2 underneath connections can be supplied with selected models. Full technical details can be found from pages 92 to 155 and all details are in accordance with our manufacturing partner's terms of reference at the time of going to print.
- Due to the excessively corrosive nature of chlorine we do not recommend that radiators & towel rails are placed in swimming pool environments. In addition radiators should not be located in areas that have long term exposure to high levels of moisture.
- When commissioning any radiator (including aluminium) on an indirect/closed system we recommend using a suitable mixed metal inhibitor in suitable quantities to protect against scale & corrosion.

Electric / Dual Application

The majority of our towel rails can be converted to work as dual fuel models. An element and T-piece is needed to adapt the towel rail; your installer will need to be aware if you wish to do this in order to adjust pipe centres accordingly. See page 73 for our range of elements. If a towel rail is suitable for dual fuel it will be noted in the Product Information box.

Pipe Centres

We endeavour to ensure all pipe centres are correct, however manufacturing tolerances must be considered; therefore we strongly recommend that pipe work is not altered or adjusted until your new radiator or towel rail is delivered. Hunt Heating will not accept any responsibility for claims resulting from incorrect pipe centres.

Delivery

Please note that many of our factories close for 2 – 4 weeks during the holiday periods of July/August and December. This may extend the delivery period quoted for non stock, made to order, items ordered during July/August and December/January. We will confirm the expected delivery date on our order acknowledgement at the time of order.

Systems

All radiators and towel rails featured in this brochure are suitable for indirect/closed systems that comply with 'BS5449, section 1 forced circulation hot water systems'.

Systems running with low pressures (under 1 Bar) or microbore pipe work may experience flow and heating issues if not accounted for in the system design which could result in radiators not heating fully or noisy pipe work.

Direct heating systems use your hot water supply to heat a radiator; usually this will occur in a bathroom. If you have any radiators or towel rails linked to a direct system they should be made from either stainless steel or brass to avoid rusting and contaminating the hot water supply.

Terms & Conditions

For a copy of Hunt Heating full Terms & Conditions please call our Customer Services department on 1300 00 1800 or visit www.huntheat.com.au





MELBOURNE

Head Office & Showroom
11 Fiveways Blvd
Keysborough VIC 3173
P: 1300 001 800

SYDNEY

Showroom & Warehouse
Unit G7
Alexandria Industrial Estate
35-39 Bourke Road
Alexandria NSW 2015
P: 02 7209 6235